

**Part 1**  
**European Locking Systems**













## ESCAPE FUNCTION MORTISE LOCK BODY

CE



DLMFREF00572

### Features

According to EN12209-Grade 3, DIN 18251-1  
 For wooden & metal doors  
 For single-leaf doors  
 Optional for rebated or non-rebated doors  
 Suitable for external fire and smoke doors  
 Prepared for profile cylinders  
 With key action  
 Deadbolt 1-tutns

### Technical data

Follower	8mm
Distance	72mm
Backset	55,60mm

### Forend

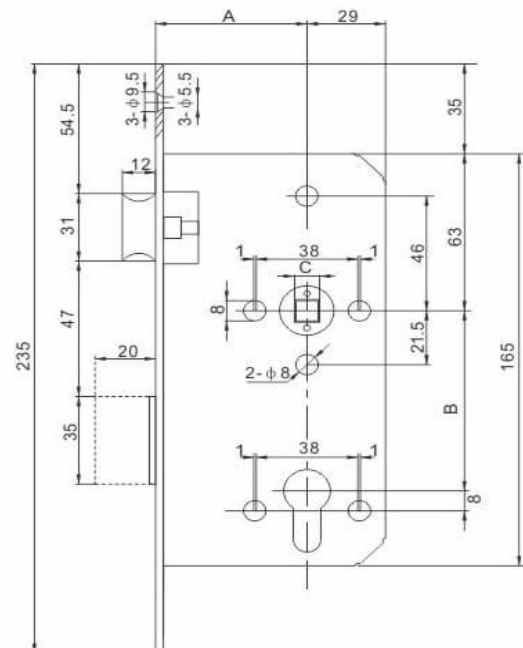
Type	round head, square head
Thickness	3mm
Width	20,22,23,24mm

### Forend finish

Steel: SN, CP, AB, AC, COF, PVD, SS, GP

### Accessories

Striking plate  
 Lock and striking plate fixing screws



## STANDARD MORTISE LOCK BODY



DLMST00685

### Features

For wooden & metal doors  
 For single-leaf doors  
 Prepared for profile cylinders  
 With key action  
 Stainless steel or brass latch bolt  
 Deadbolt 2-tutns

### Technical data

Follower	8mm
Distance	85mm
Backset	40,45,50,55,60mm

### Forend

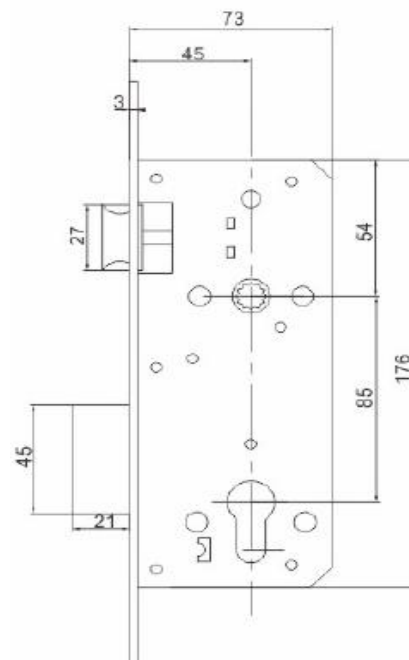
Type	Square head
Thickness	3mm
Width	23mm

### Forend finish

Steel: SN,CP,AB,AC,COF,PVD,SS,GP

### Accessories

Striking plate  
 Pocket  
 Lock and striking plate fixing screws



## STANDARD MORTISE LOCK BODY



DLMST00785

### Features

For wooden & metal doors  
 For single-leaf doors  
 Prepared for profile cylinders  
 With key action  
 Stainless steel or brass latch bolt  
 Deadbolt 2-tutns

### Technical data

Follower	8mm
Distance	85mm
Backset	40,45,50,55,60,70,80mm

### Forend

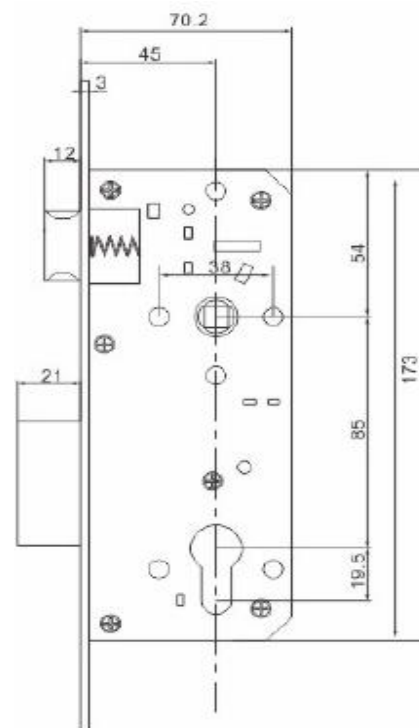
Type	Square head/ round head
Thickness	3mm
Width	22mm

### Forend finish

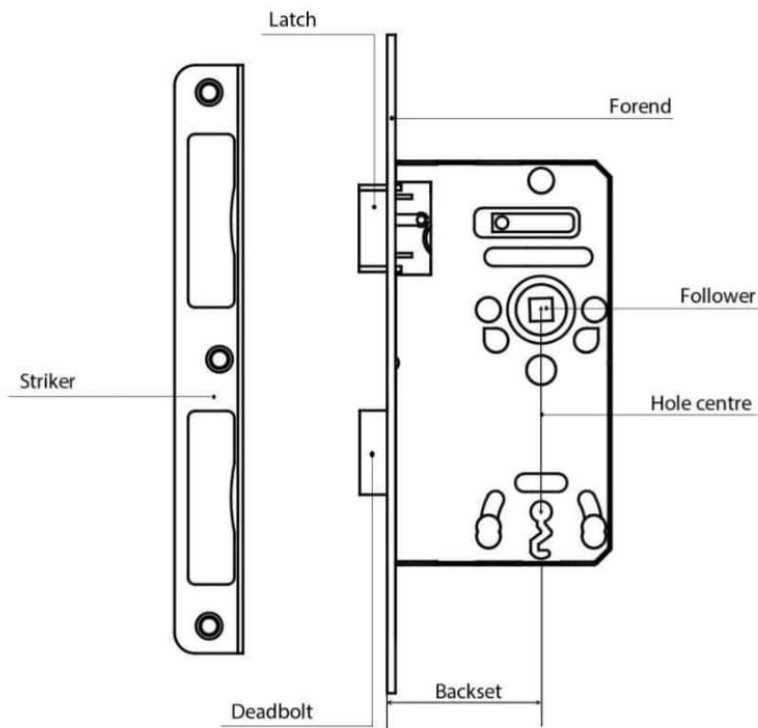
Steel: SN,CP,AB,AC,COF,PVD,SS,GP

### Accessories

Striking plate  
 Lock and striking plate fixing screws



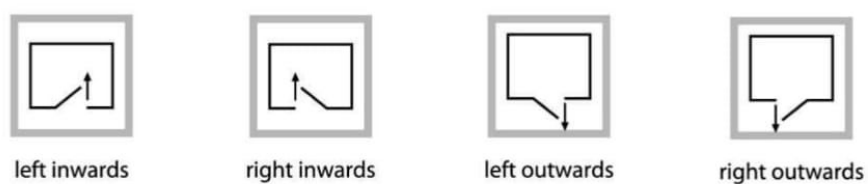
## Glossary of Lock



## Function Variations



## Door Types





# Mortice Locks

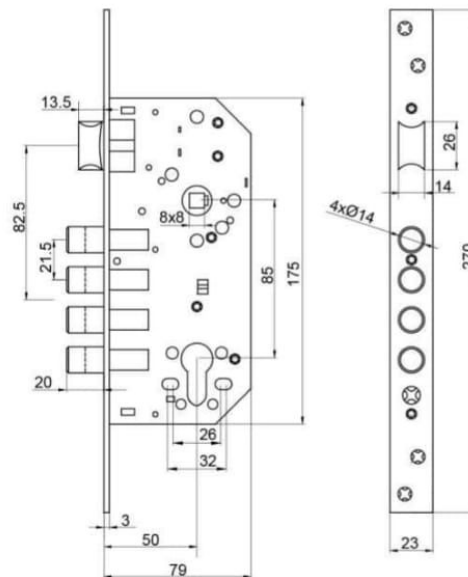
Series Espana




## 3202B

■ available backset:	50mm
■ hole centre:	85mm
■ follower:	8x8mm
■ forend & striker:	steel, inox
■ common finishing:	Black, Golden, AB, SB, SN, SSS
■ latch:	zamak
■ deadbolt:	4 steel round bolts

- for Euro profile cylinder with 15mm radius cam
- latch driven by both lever handle and cylinder
- 4 steel round bolts provide extra security, driven by cylinder, double-throw
- stagger screw holes positioned in forend for better fixing
- lobulate screw holes in forend, looseness-proof
- linearized arc at the bottom of cylinder hole to home cylinder better when it is screwed
- security escutcheons E200 (closed) or E300 (open) available, for better protection of cylinder
- constructed with high security, ideal for main entrance door for better protection of property



E200



# Mortice Locks

Series Espana

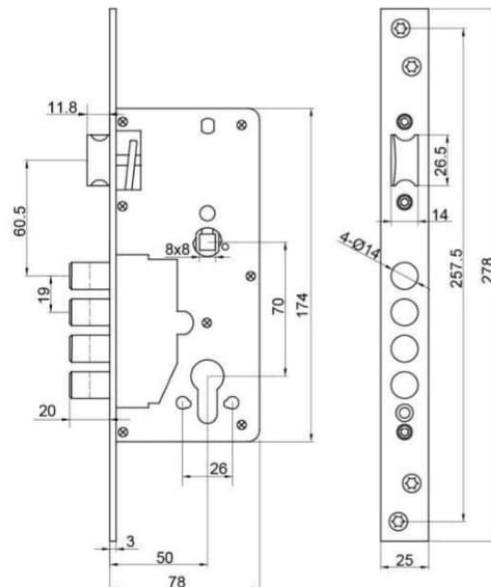
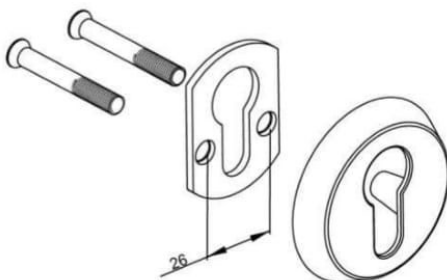


## 3470

■ available backset:	50mm
■ hole centre:	70, 85mm
■ follower:	8x8mm
■ forend & striker:	steel
■ common finishing:	BP, AB, SB, SN
■ latch:	zamak
■ deadbolt:	4 steel round bolts

- for Euro profile cylinder with 15mm radius cam
- latch driven by both lever handle and cylinder
- 4 steel round bolts provide extra security, driven by cylinder, double-throw
- stagger screw holes positioned in forend for better fixing
- lobulate screw holes in forend, looseness-proof
- linearized arc at the bottom of cylinder hole to home cylinder better when it is screwed
- security escutcheons E300 optional, for better protection of cylinder
- constructed with high security, ideal for main entrance door for better protection of property

E300



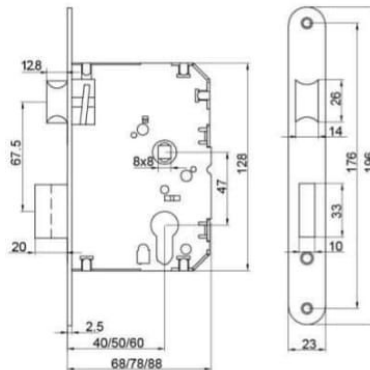
# Mortice Locks

Series Espana



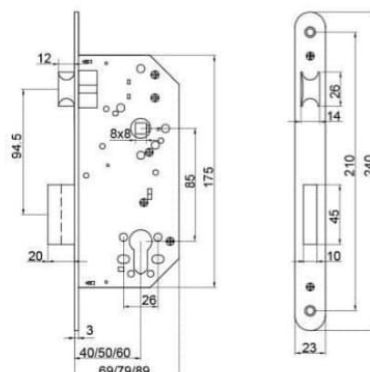
## 2110

- available backset: 40, 50, 60mm
  - hole centre: 47mm
  - follower: 8x8mm
  - forend & striker: steel, inox
  - common finishing: BP, NP, AB, SB, SN, SSS, Black
  - latch: zamak
  - deadbolt: steel
- for Euro profile cylinder with 15mm radius cam
  - latch driven by both lever handle and cylinder
  - deadbolt driven by cylinder, double-throw
  - linearized arc at the bottom of cylinder hole to home cylinder better when it is screwed
  - supplied with a simple escutcheon



## 2130

- available backset: 40, 50, 60mm
  - hole centre: 85mm
  - follower: 8x8mm
  - forend & striker: steel, inox
  - common finishing: BP, NP, AB, SB, SN, SSS, Black
  - latch: zamak
  - deadbolt: steel
- for Euro profile cylinder with 15mm radius cam
  - latch driven by both lever handle and cylinder
  - deadbolt driven by cylinder, double-throw
  - linearized arc at the bottom of cylinder hole to home cylinder better when it is screwed
  - supplied with a simple escutcheon



# Mortice Locks

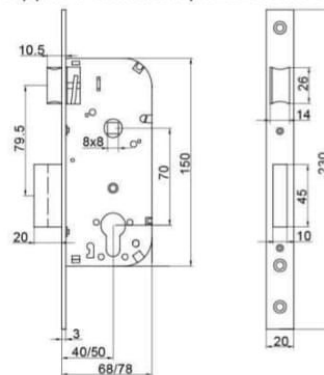
Series Espana



## 3130

- available backset: 40, 50mm
- hole centre: 70mm
- follower: 8x8mm
- forend & striker: steel, inox
- common finishing: Black, Golden, BP, NP, SB, SN, SSS
- latch: zamak
- deadbolt: steel, zamak

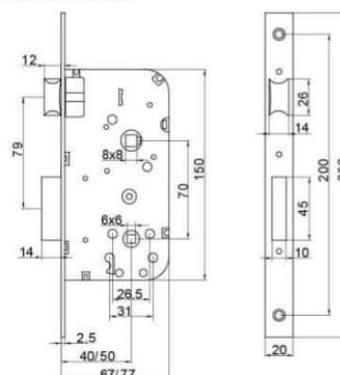
- for Euro profile cylinder with 15mm radius cam
- latch driven by both lever handle and cylinder
- deadbolt driven by cylinder, double-throw
- linearized arc at the bottom of cylinder hole to home cylinder better when it is screwed
- plastic adaptor as option to accommodate the follower from 8mm to 7mm
- supplied with a simple escutcheon



## 3134

- available backset: 40, 50mm
- hole centre: 70mm
- follower: 8x8mm (handle), 6x6mm (turn knob)
- forend & striker: steel, inox
- common finishing: Black, Golden, BP, NP, SB, SN, SSS
- latch: zamak
- deadbolt: steel, zamak

- for bathroom
- latch driven by lever handle only
- deadbolt driven by turn knob, single-throw
- plastic adaptor as option to accommodate the follower from 8mm to 7mm





# Latches

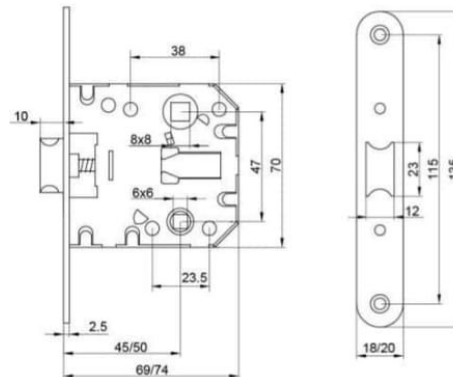
Series Espana



## PE47

- available backset: 45, 50mm
- hole centre: 47mm
- follower: 8x8mm (handle), 6x6mm (turn knob)
- forend & striker: steel, inox
- common finishing: BP, NP, AB, SB, SN, SSS
- latch: zamak

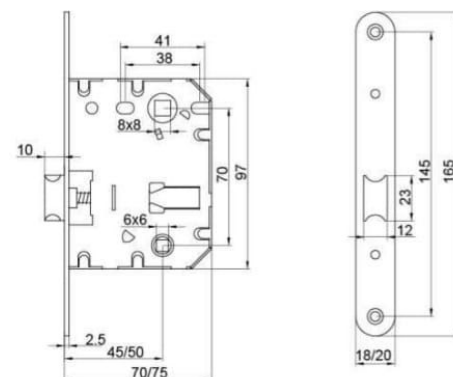
- latch driven by lever handle only, locked or unlocked by turn knob
- 'soft-release' function ensures the latch is released when it hits the striker in case of a slam of the door, preventing the latch from being damaged
- silent latch PE47S available



## PE70

- available backset: 45, 50mm
- hole centre: 70mm
- follower: 8x8mm (handle), 6x6mm (turn knob)
- forend & striker: steel, inox
- common finishing: BP, NP, AB, SB, SN, SSS
- latch: zamak

- latch driven by lever handle only, locked or unlocked by turn knob
- 'soft-release' function ensures the latch is released when it hits the striker in case of a slam of the door, preventing the latch from being damaged
- silent latch PE70S available





# Latches

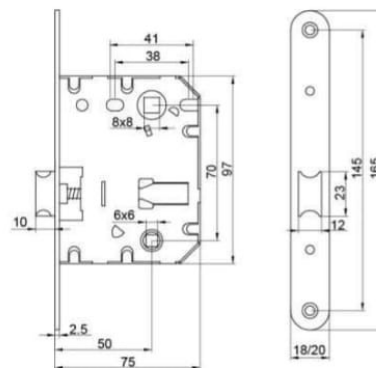
Series RUS



## 170

■ available backset:	50mm
■ hole centre:	70mm
■ follower:	8x8mm (handle), 6x6mm (turn knob)
■ forend & striker:	steel
■ common finishing:	BP, CP, AB, SB, PC, PN
■ latch:	zamak, nylon (optional)

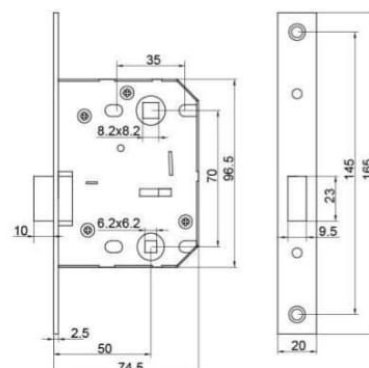
- latch driven by lever handle only, locked or unlocked by turn knob
- screw-fixed lockcase
- 'soft-release' function ensures the latch is released when it hits the striking plate in case of a slam of the door, preventing the latch from being damaged



## 170M

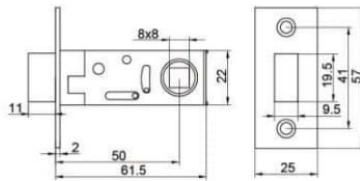
■ available backset:	50mm
■ hole centre:	70mm
■ follower:	8x8mm (handle), 6x6mm (turn knob)
■ forend & striker:	zamak
■ common finishing:	BP, CP, AB, SB
■ latch:	magnet

- latch driven by lever handle only, locked or unlocked by turn knob
- latch stays flush with forend until it is right opposite to striker and attracted, preventing itself from being broken in case of a slam of door



# Latches

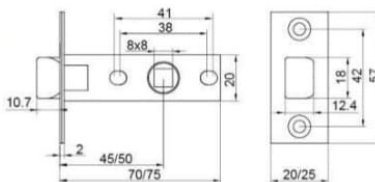
Series RUS



## 100M

- available backset: 50mm
- follower: 8x8mm
- forend & striker: aluminium
- common finishing: BP, CP, AB, AC, SN, SB
- latch: magnet

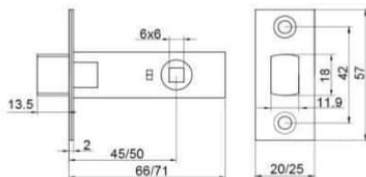
- latch driven by lever handle only
- latch stays flush with forend until it is right opposite to striker and attracted, preventing itself from being broken in case of a slam of door



## 100

- available backset: 45, 50mm
- follower: 8x8mm
- forend & striker: steel
- common finishing: BP, CP, AB, SB, PC, PN
- latch: zamak, nylon (optional)

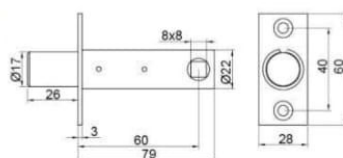
- 2 oval holes at both sides of cylinder hole, slightly adjustable for different hole-centre of rosettes
- inappropriate for heavy handles which rely on the spring tension of lock to return horizontal



## 101

- available backset: 45, 50mm
- follower: 6x6mm
- forend & striker: steel
- common finishing: BP, CP, AB, SB, PC, PN
- latch: zamak, nylon (optional)

- inappropriate for heavy handles which rely on the spring tension of lock to return horizontal



## 160

- available backset: 60mm
- follower: 8x8mm
- forend & striker: steel
- common finishing: BP, CP, AB, SB
- latch: zamak

- keeping the gap in the lockcase upwards during installation
- adaptor as option to accommodate the follower from 8mm to 6mm

# Mortice Locks

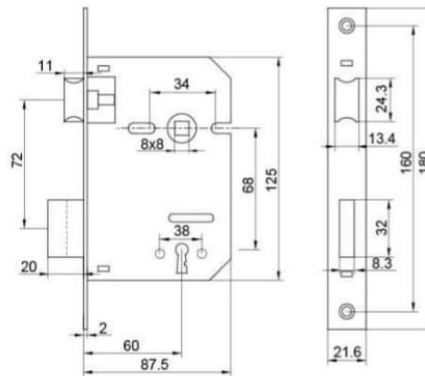
Series Portugal



## 716

- available backset: 60mm
- hole centre: 68mm
- follower: 8x8mm
- forend & striker: steel, inox
- common finishing: BP, AB, SB, SN, SSS
- latch: zamak, brass (optional)
- deadbolt: zamak, brass (optional)

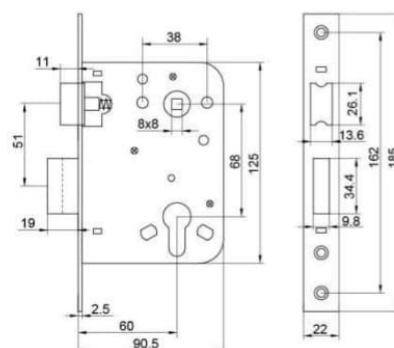
- 2 zamak keys, in 12 differs
- latch in convex shape for a soft closing of door, driven by lever handle only
- deadbolt driven by key, double-throw
- adaptor as option to accommodate the follower from 8mm to 6mm



## 725

- available backset: 60mm
- hole centre: 68mm
- follower: 8x8mm
- forend & striker: steel, inox
- common finishing: BP, AB, SB, SN, SSS
- latch: zamak, brass
- deadbolt: zamak, brass

- for Euro profile cylinder with 15mm radius cam
- latch in convex shape for a soft closing of door, driven by both lever handle and cylinder
- deadbolt driven by cylinder, double-throw
- adaptor as option to accommodate the follower from 8mm to 6mm



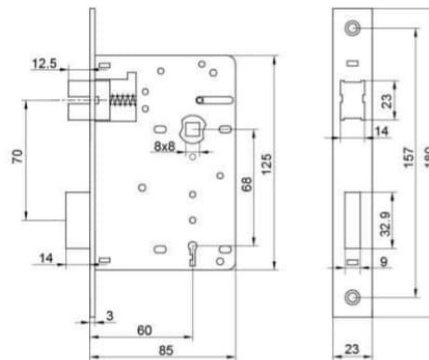
# Mortice Locks

Series Portugal



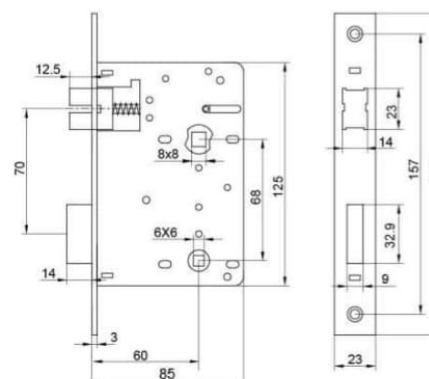
## 718K

- available backset: 60mm
  - hole centre: 68mm
  - follower: 8x8mm
  - forend & striker: steel, inox
  - common finishing: BP, AB, SB, SN, SSS
  - latch: zamak, brass
  - deadbolt: zamak, brass
- 2 zamak keys, in 6 differs
  - silent latch driven by lever handle only
  - deadbolt driven by key, single-throw
  - adaptor as option to accommodate the follower from 8mm to 6mm



## 718B

- available backset: 60mm
  - hole centre: 68mm
  - follower: 8x8mm (handle), 6x6mm (turn knob)
  - forend & striker: steel, inox
  - common finishing: BP, AB, SB, SN, SSS
  - latch: zamak, brass
  - deadbolt: zamak, brass
- for bathroom
  - silent latch driven by lever handle only
  - deadbolt driven by turn knob, single-throw
  - adaptor as option to accommodate the follower from 8mm to 6mm





# Mortice Locks

Series France



## 9040C

- for Euro profile cylinder with 15mm radius cam
- latch in convex shape for a soft closing of door, driven by both lever handle and cylinder
- deadbolt driven by cylinder, double-throw
- lockcase with 2 holes at both sides of follower and cylinder hole in 38mm hole-centre

## 9040K

- 2 zamak keys, in 6 differs
- latch in convex shape for a soft closing of door, driven by both lever handle and key
- deadbolt driven by key, double-throw

## 9040B

- for bathroom
- latch in convex shape for a soft closing of door, driven by lever handle only
- deadbolt driven by turn knob, single-throw

## 9040P

- for passage
- latch in convex shape for a soft closing of door, driven by lever handle only

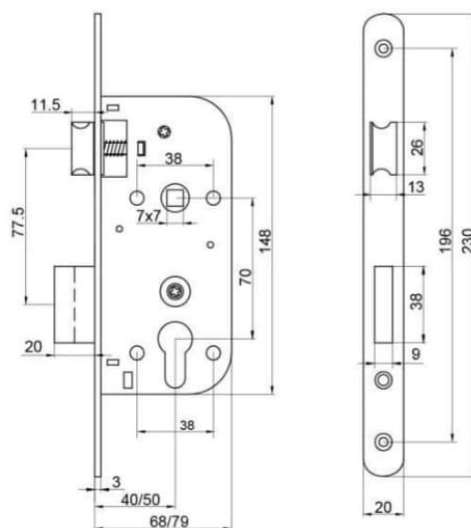
■ available backset:	40, 50mm
■ hole centre:	70mm
■ follower:	7x7mm (handle), 6x6mm (turn knob)
■ forend & striker:	steel
■ common finishing:	Black, YZP
■ latch:	zamak
■ deadbolt:	steel



9040K

9040B

9040P





# Mortice Locks

Series France



## 3310C

- for Euro profile cylinder with 15mm radius cam
- latch in convex shape for a soft closing of door, driven by both lever handle and cylinder
- deadbolt driven by cylinder, double-throw
- lockcase with 2 holes at both sides of follower & cylinder hole in 38mm hole-centre

## 3310K

- 2 zamak keys, in 6 differs
- latch in convex shape for a soft closing of door, driven by both lever handle and key
- deadbolt driven by key, double-throw

## 3310B

- for bathroom
- latch in convex shape for a soft closing of door, driven by lever handle only
- deadbolt driven by turn knob, single-throw

## 3310P

- for passage
- latch in convex shape for a soft closing of door, driven by lever handle only

■ available backset:	40, 50mm
■ hole centre:	70mm
■ follower:	7x7mm (handle), 6x6mm (turn knob)
■ forend & striker:	steel
■ common finishing:	Black, YZP
■ latch:	brass
■ deadbolt:	steel, brass



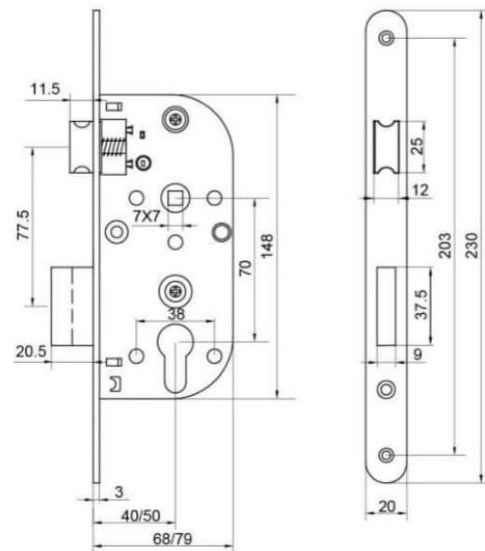
3310K



3310B



3310P



# Mortice Locks

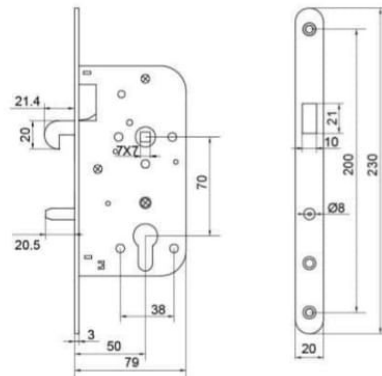
Series France



## 3350

available backset:	50mm
hole centre:	70mm
follower:	7x7mm
forend & striker:	steel
common finishing:	Black, YZP, BP
hook:	brass

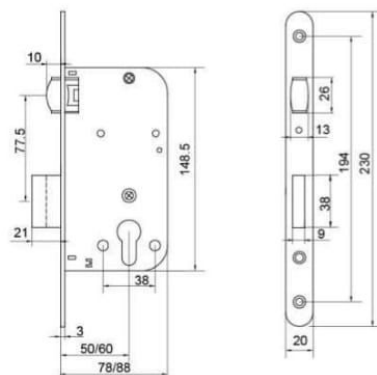
- for sliding wooden doors
- for Euro profile cylinder with 15mm radius cam
- brass hook, driven by both lever handle and cylinder, locked or unlocked by cylinder
- beveled hook window in striker for a soft closing of door
- consolidated with steel pin to prevent the lock from lateral breaking



## 3380

available backset:	50, 60mm
forend & striker:	steel
common finishing:	SN, Black, YZP, BP
roller:	brass
deadbolt:	brass

- for swinging wooden doors
- for Euro profile cylinder with 15mm radius cam
- roller with heights adjustable by regulating the screw under the roller
- deadbolt driven by cylinder, double-throw



# Mortice Locks

Series France



## 240C

- 1 zamak key, in 6 differs
- latch in convex shape for a soft closing of door, driven by lever handle only
- deadbolt driven by key, both single-throw and double-throw available
- key in different shape available

## 260C

- for Euro profile cylinder with 15mm radius cam
- latch in convex shape for a soft closing of door, driven by lever handle only
- deadbolt driven by cylinder, single-throw
- multi-point positioned for better fixing of cylinder

## 210C

- for bathroom
- latch in convex shape for a soft closing of door, driven by lever handle only
- deadbolt driven by turn knob, single-throw

## 280C

- for passage
- latch in convex shape for a soft closing of door, driven by lever handle only

■ available backset:	40mm
■ hole centre:	70mm
■ follower:	7x7mm (handle), 6x6mm (turn knob)
■ forend & striker:	steel
■ common finishing:	White, YZP
■ latch:	zamak
■ deadbolt:	steel



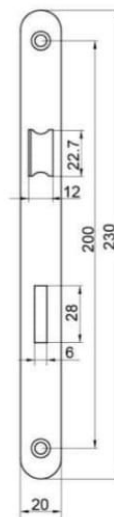
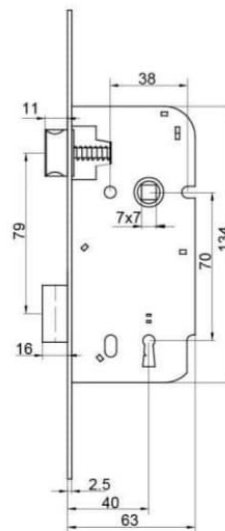
260C



210C



280C



# Mortice Locks

Series France



## 240D

- 2 zamak keys, in 6 differs
- latch driven by lever handle only
- deadbolt driven by key, double-throw
- key in different shape available

## 260D

- for Euro profile cylinder with 15mm radius cam
- latch driven by both lever handle and cylinder
- deadbolt driven by cylinder, single-throw

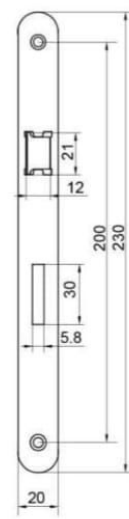
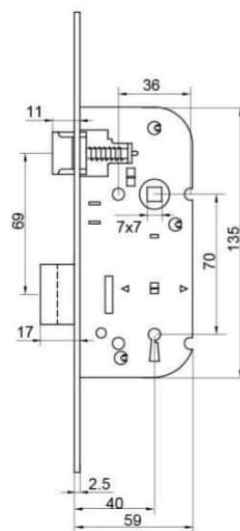
## 210D

- for bathroom
- latch driven by lever handle only
- deadbolt driven by turn knob, single-throw

## 280D

- for passage
- latch driven by lever handle only

■ available backset:	40mm
■ hole centre:	70mm
■ follower:	7x7mm (handle), 6x6mm (turn knob)
■ forend & striker:	steel
■ common finishing:	White, YZP
■ latch:	zamak
■ deadbolt:	steel, zamak (260D)





# Mortice Locks

Series AFR



## 9040C

- for Euro profile cylinder with 15mm radius cam
- latch in convex shape for a soft closing of door, driven by both lever handle and cylinder
- deadbolt driven by cylinder, double-throw
- plastic adaptor as option to accommodate the follower from 8mm to 7mm

## 9040K

- 2 zamak keys, in 6 differs
- latch in convex shape for a soft closing of door, driven by both lever handle and key
- deadbolt driven by key, double-throw
- plastic adaptor as option to accommodate the follower from 8mm to 7mm

## 9040B

- for bathroom
- latch in convex shape for a soft closing of door, driven by lever handle only
- deadbolt driven by turn knob, single-throw
- plastic adaptor as option to accommodate the follower from 8mm to 7mm

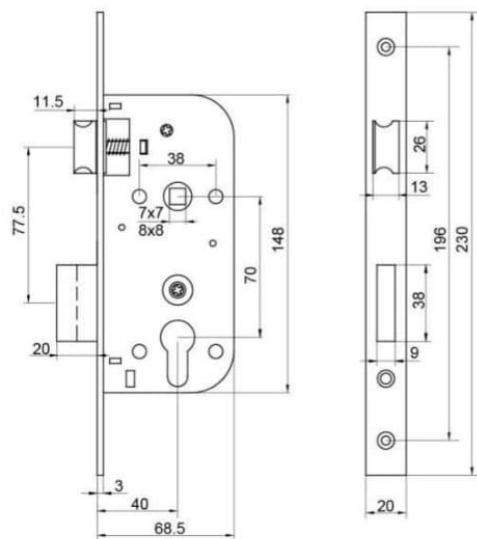
■ available backset:	40mm
■ hole centre:	70mm
■ follower:	7x7mm or 8x8mm (handle) 6x6mm (turn knob)
■ forend & striker:	steel
■ common finishing:	BP, AB, SN
■ latch:	zamak
■ deadbolt:	steel



9040K



9040B





# Mortice Locks

Series AFR



## 9041C

- for Euro profile cylinder with 15mm radius cam
- latch driven by both lever handle and cylinder
- deadbolt driven by cylinder, double-throw
- ball bearing around follower for easier operation

## 9041K

- 2 zamak keys, in 6 differs
- latch driven by both lever handle and key
- deadbolt driven by key, double-throw
- ball bearing around follower for easier operation

## 9041B

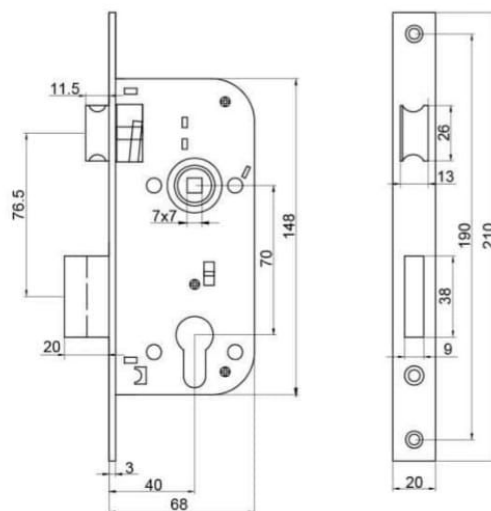
- for bathroom
- latch driven by lever handle only
- deadbolt driven by turn knob, single-throw
- ball bearing around follower for easier operation

■ available backset:	40mm
■ hole centre:	70mm
■ follower:	7x7mm or 8x8mm (handle) 6x6mm (turn knob)
■ forend & striker:	steel
■ common finishing:	BP, SN, AB
■ latch:	brass
■ deadbolt:	steel



9041K

9041B



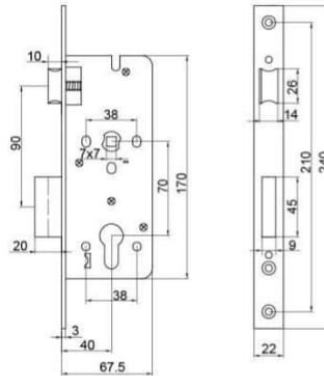
# Mortice Locks

Series AFR



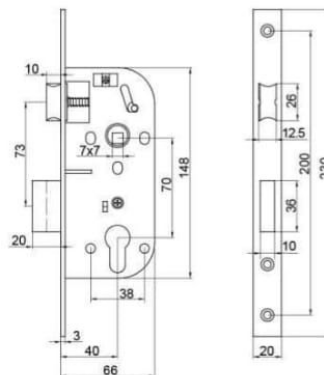
## 3312

- available backset: 40mm
  - hole centre: 70mm
  - follower: 7x7mm
  - forend & striker: steel
  - common finishing: BP, AB, SN
  - latch: zamak
  - deadbolt: steel
- for Euro profile cylinder with 15mm radius cam
  - latch driven by both lever handle and cylinder
  - deadbolt driven by cylinder, double-throw



## 3311

- available backset: 40mm
  - hole centre: 70mm
  - follower: 7x7mm
  - forend & striker: steel
  - common finishing: BP
  - latch: zamak
  - deadbolt: zamak
- for Euro profile cylinder with 15mm radius cam
  - latch in convex shape for a soft closing of door, driven by both lever handle and cylinder
  - deadbolt driven by cylinder, double-throw



# Mortice Locks

Series AFR



## 240D

- 2 zamak keys, in 6 differs
- latch driven by lever handle only
- deadbolt driven by key, double-throw
- key in different shape available

## 260D

- for Euro profile cylinder with 15mm radius cam
- latch driven by both lever handle and cylinder
- deadbolt driven by cylinder, single-throw

## 210D

- for bathroom
- latch driven by lever handle only
- deadbolt driven by turn knob, single-throw

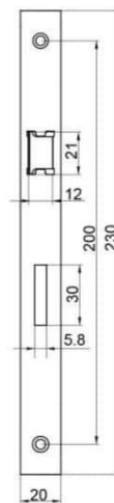
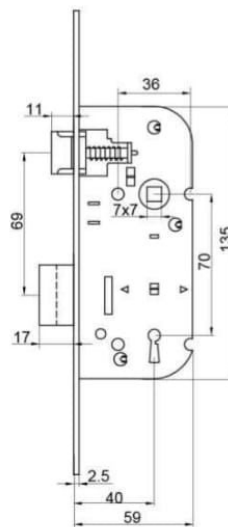
■ available backset:	40mm
■ hole centre:	70mm
■ follower:	7x7mm (handle), 6x6mm (turn knob)
■ forend & striker:	steel
■ common finishing:	Yellow, Black
■ latch:	zamak
■ deadbolt:	steel



260D



210D



# Mortice Locks

Series AFR



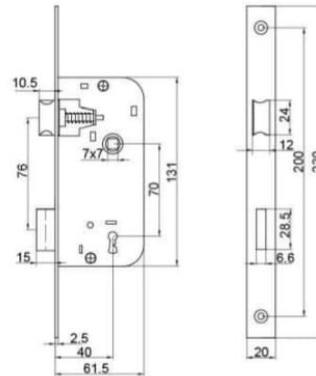
260A

210A

## 240A

- available backset: 40mm
- hole centre: 70mm
- follower: 7x7mm
- forend & striker: steel
- common finishing: Black, BP
- latch: zamak
- deadbolt: steel

- 2 zamak keys, in 6 differs
- latch in convex shape for a soft closing of door, driven by lever handle only
- deadbolt driven by key, double-throw
- key in different shape available



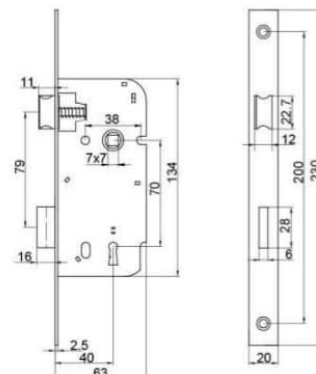
260C

210C

## 240C

- available backset: 40mm
- hole centre: 70mm
- follower: 7x7mm
- forend & striker: steel
- common finishing: Brown, BP, SN, AB
- latch: zamak
- deadbolt: steel

- 2 zamak keys, in 6 differs
- latch in convex shape for a soft closing of door, driven by lever handle only
- deadbolt driven by key, both single-throw and double-throw available
- key in different shape available





# Mortice Locks

Series AFR



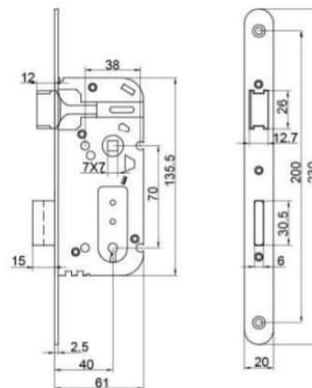
260V

210V

## 240V

- available backset: 40mm
- hole centre: 70mm
- follower: 7x7mm
- forend & striker: steel
- common finishing: Black
- latch: zamak
- deadbolt: steel

- 2 zamak key, in 12 differs
- latch in convex shape for a soft closing of door, driven by lever handle only
- deadbolt driven by key, double-throw



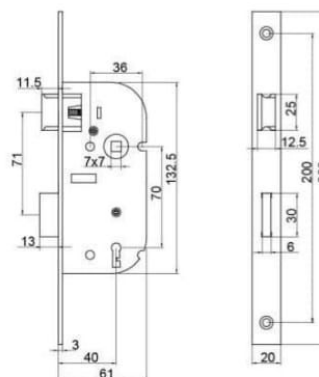
260X

210X

## 240X

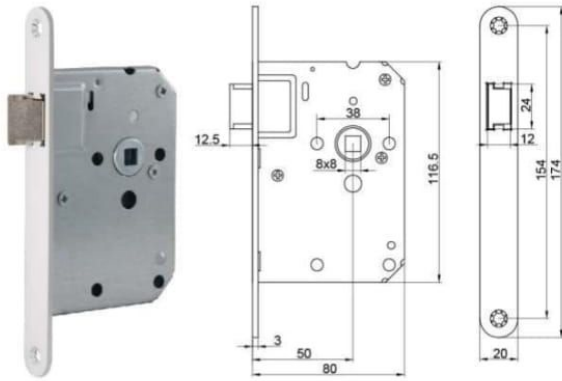
- available backset: 40mm
- hole centre: 70mm
- follower: 7x7mm
- forend & striker: steel
- common finishing: Brown, BP, SN, AB
- latch: zamak
- deadbolt: zamak

- 2 zamak keys, in 6 differs
- latch driven by lever handle only
- deadbolt driven by key, single-throw
- key in different shape available

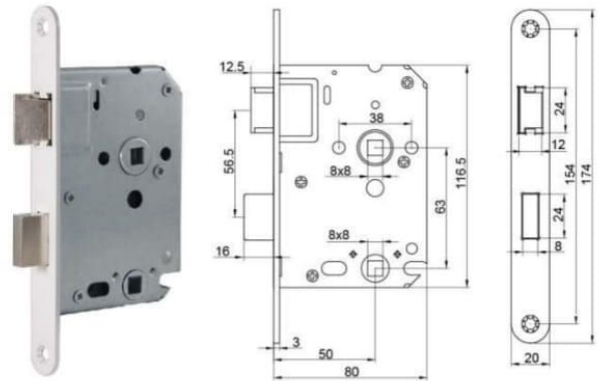


# Mortice Locks


Series Dutch Basic



■ 3155  
50mm



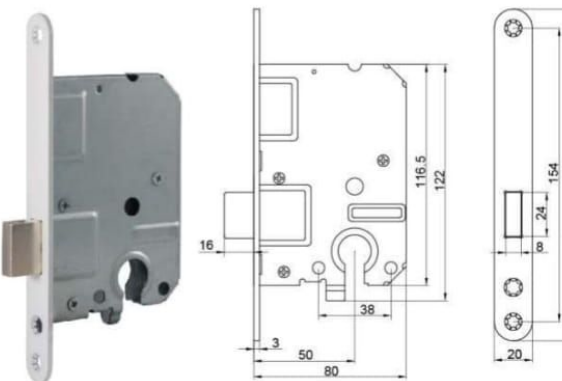
□ 3164  
50x63mm



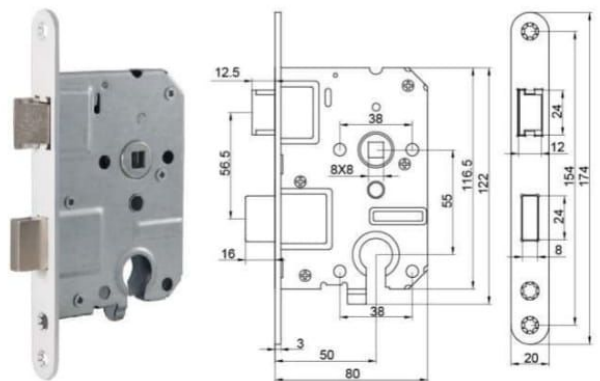
■ 3156  
50mm



■ 3166  
50x55mm



■ 3158  
50mm



■ 3169  
50x55mm

# Mortice Locks

Series BEL



## 3253C-2

- for Euro profile cylinder with 15mm radius cam
- latch driven by both lever handle and cylinder
- deadbolt driven by cylinder, double-throw
- optional strikers

## 3253K-2

- 1 zamak key, in 10 differs
- latch driven by lever handle only
- deadbolt driven by key, single-throw
- optional strikers

## 3253B-2

- for bathroom
- latch driven by lever handle only
- deadbolt driven by turn knob, single-throw
- optional strikers


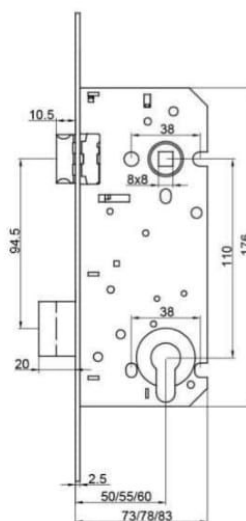
■ available backset:	50, 55, 60mm
■ hole centre:	110mm (3253C-2, 3253K-2) 116mm (3253B-2)
■ follower:	8x8mm (handle), 8x8mm (turn knob)
■ forend & striker:	steel, inox
■ common finishing:	Grey, BP, SN, SSS
■ latch:	zamak
■ deadbolt:	steel



3253K-2



3253B-2



# Mortice Locks

Series BEL



## 3290C-2

- for Euro profile cylinder with 15mm radius cam
- latch driven by both lever handle and cylinder
- deadbolt driven by cylinder, single-throw
- optional strikers

## 3290K-2

- 1 zamak key
- latch driven by lever handle only
- deadbolt driven by key, single-throw
- optional strikers

## 3290B-2

- for bathroom
- latch driven by lever handle only
- deadbolt driven by turn knob, single-throw
- optional strikers

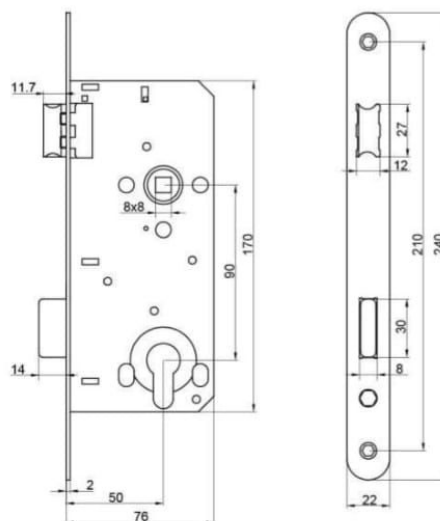
■ available backset:	50mm
■ hole centre:	90mm
■ follower:	8x8mm (handle), 6x6mm (turn knob)
■ forend & striker:	steel, inox
■ common finishing:	Grey, BP, SN, SSS
■ latch:	zamak
■ deadbolt:	steel



3290K-2



3290B-2





# Mortice Locks

Series BEL



**3256C**  
50x72mm



**3256K**  
50x72mm



**3230**  
50/55/60mm



**3206C**  
50/55x72mm



**3206K**  
50/55/60x72mm



**3206B**  
50/55x78mm



**3290C**  
50x90mm



**3290K**  
50x90mm



**3290B**  
50x90mm



**3253C-1**  
50/55x110mm



**3253B-1**  
50/55x110mm



**3253K-1**  
50/55x110mm

# Mortice Locks

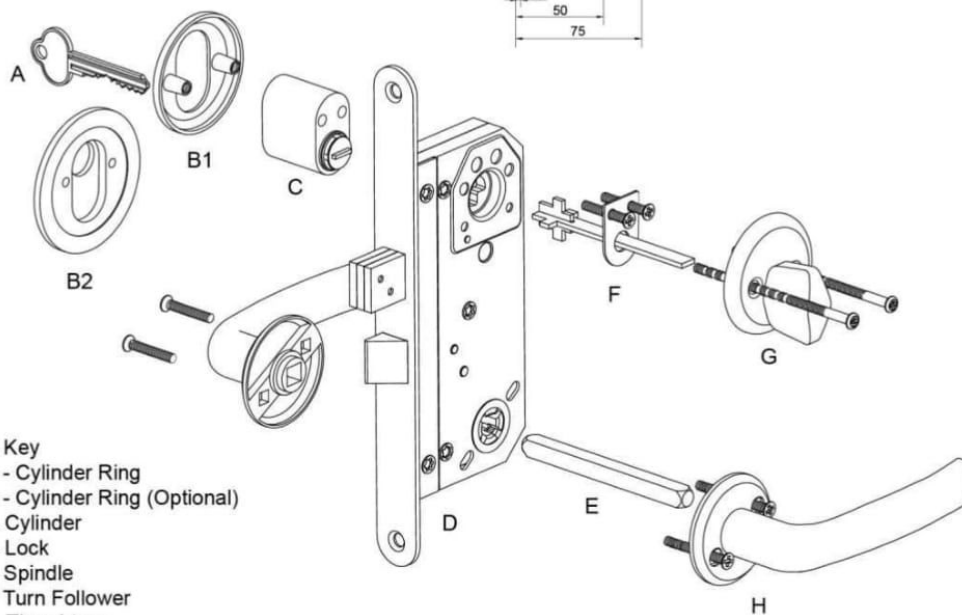
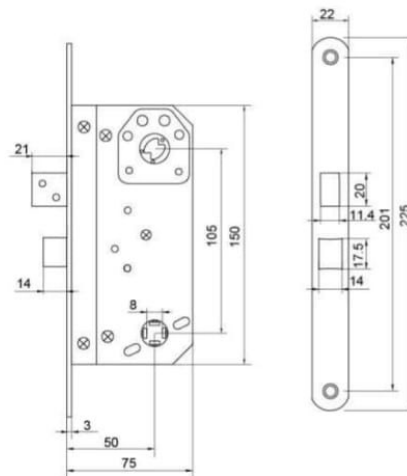
Series Nordic



## 4565

■ available backset:	50mm
■ hole centre:	105mm
■ follower:	8x8mm
■ forend & striker:	steel
■ common finishing:	ZP
■ latch:	steel
■ deadbolt:	steel

- for Scandinavian oval cylinder 2400
- fully steel-made, fireproof
- latch driven by both lever handle and cylinder
- deadbolt driven by cylinder
- available with double cylinders, or single cylinder plus turn knob
- specify the direction when ordering
- constructed according to Scandinavian norm



- A - Key
- B1 - Cylinder Ring
- B2 - Cylinder Ring (Optional)
- C - Cylinder
- D - Lock
- E - Spindle
- F - Turn Follower
- G - Thumbturn
- H - Handle

# Mortice Locks

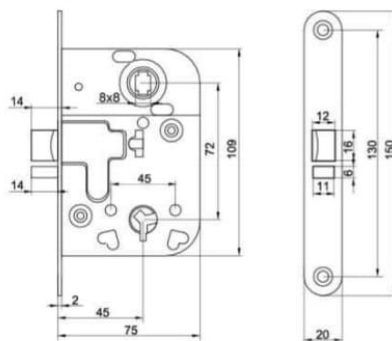
Series Nordic



## 2014

- available backset: 45mm
- hole centre: 72mm
- follower: 8x8mm
- forend & striker: steel
- common finishing: Brown, White, Silver, ZP, BP, CP, AB
- latch: zamak, nylon (optional)
- deadbolt: steel, nylon, aluminum (optional)

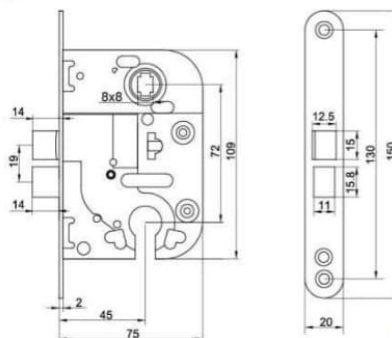
- 1 zamak key, in 1 differ
- latch driven by lever handle only
- deadbolt driven by key or turn knob, single-throw
- key hole also applicable to turn knob of 5x5mm spindle, the smart design enables the lock to serve as both a key lock and a bathroom lock
- durable for testing up to 400,000 circles
- loyal performance and compact design makes it the most standard interior lock in Scandinavian and the relative countries
- optional strikers



## 2018

- available backset: 45mm
- hole centre: 72mm
- follower: 8x8mm
- forend & striker: steel
- common finishing: Brown, White, ZP, BP, CP, AB
- latch: zamak, nylon (optional)
- deadbolt: steel, zamak (optional)

- for Euro profile cylinder with 15mm radius cam
- latch driven by both lever handle and cylinder
- deadbolt driven by cylinder, single-throw (double-throw for special order)
- optional deadbolt: 12x11mm, 15.8x11mm
- compact design makes the lock one of the most popular entrance locks in the Slav territory
- optional strikers



# Mortice Locks

Series Nordic



2016  
45x68mm



2019  
45x72mm



2020  
45x72mm



2041  
45x72mm



4190  
50x69mm



8788  
50mm



8765  
50x105mm



4238



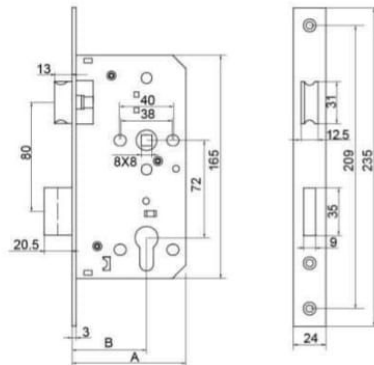
# Mortice Locks

Series DIN



## 72E

- available backset: 40, 45, 50, 55, 60, 65mm
- hole centre: 72mm
- follower: 7x7, 8x8, 9x9mm
- forend & striker: inox
- common finishing: SSS, PVD
- latch: inox
- deadbolt: inox
- available width of forend: 18, 20, 22, 23, 24mm
- conforms to DIN 18.250 class 3
- for Euro profile cylinder with 15mm radius cam
- inox latch and deadbolt, fire-resistant
- latch in convex shape for a soft closing of door, driven by both lever handle and cylinder
- deadbolt driven by cylinder, double-throw
- sprung follower for better attraction of the handle

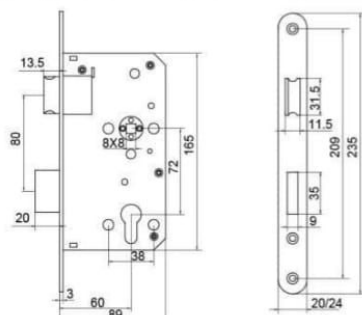


Size	B	A
40mm	40	69
45mm	45	74
50mm	50	79
55mm	55	84
60mm	60	89
65mm	65	94



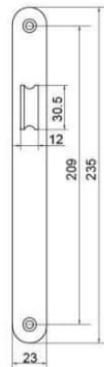
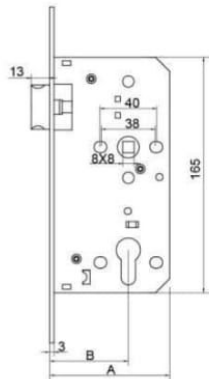
## 72P

- available backset: 60mm
- hole centre: 72mm
- follower: 8x8mm
- forend & striker: inox
- common finishing: SSS, PVD
- latch: inox
- deadbolt: inox
- available width of forend: 20, 24mm
- conforms to DIN 18.250 class 3
- for Euro profile cylinder with 15mm radius cam
- inox latch and deadbolt, fire-resistant
- latch in convex shape for a soft closing of door, driven by both lever handle and cylinder
- deadbolt driven by cylinder, withdrawn by handle inside or panic exit device, single-throw
- "Anti-panic" function allows the door to be opened by single pressing down of the handle or panic exit device inside
- removable follower applies to both right-handed doors and left-handed doors
- specify the direction when ordering



# Mortice Locks

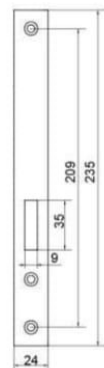
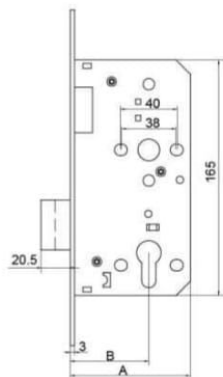
Series DIN



Size	B	A
40mm	40	69
45mm	45	74
50mm	50	79
55mm	55	84
60mm	60	89
65mm	65	94

## 72L

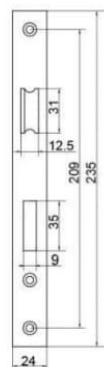
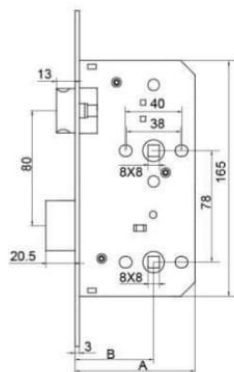
- available backset: 40, 45, 50, 55, 60, 65mm
- follower: 8x8, 9x9mm
- forend & striker: inox
- common finishing: SSS, PVD
- latch: inox
- available width of forend: 18, 20, 22, 23, 24mm
- conforms to DIN 18.250 class 3
- for passage
- inox deadbolt, fire-resistant
- latch in convex shape for a soft closing of door, driven by lever handle only
- sprung follower for better attraction of the handle



Size	B	A
40mm	40	69
45mm	45	74
50mm	50	79
55mm	55	84
60mm	60	89
65mm	65	94

## 72D

- available backset: 40, 45, 50, 55, 60, 65mm
- forend & striker: inox
- common finishing: SSS, PVD
- deadbolt: inox
- available width of forend: 18, 20, 22, 23, 24mm
- conforms to DIN 18.250, 18.251 class 3
- for Euro profile cylinder with 15mm radius cam
- inox deadbolt, fire-resistant
- deadbolt driven by cylinder, double-throw



Size	B	A
45mm	45	74
55mm	55	84
60mm	60	89

## 78B

- available backset: 45, 55, 60mm
- hole centre: 78mm
- follower: 7x7mm, 8x8mm or 9x9mm (handle) 8x8mm(turn knob)
- forend & striker: inox
- common finishing: SSS, PVD
- latch: inox
- deadbolt: inox
- available width of forend: 18, 20, 22, 23, 24mm
- conforms to DIN 18.250, 18.251 class 3
- inox latch and deadbolt, fire-resistant
- latch in convex shape for a soft closing of door, driven by lever handle only
- deadbolt driven by turn knob, single-throw
- sprung follower for better attraction of the handle

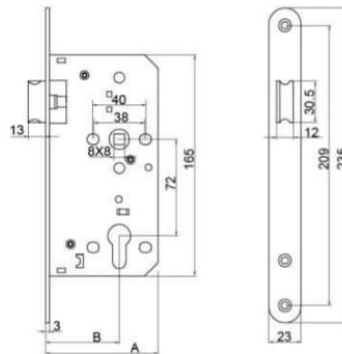
# Mortice Locks

Series DIN



## 72NL

- available backset: 40, 45, 50, 55, 60, 65mm
- hole centre: 72mm
- follower: 8x8, 9x9mm
- forend & striker: inox
- common finishing: SSS, PVD
- latch: inox
- available width of forend: 18, 20, 22, 23, 24mm
- conforms to DIN 18.250, 18.251 class 3
- for Euro profile cylinder with 15mm radius cam
- inox latch, fire-resistant
- usually used in conjunction with one fixed handle on the outside of door which just can push/pull the door, latch driven by cylinder only.
- on the inside of door, latch driven by both lever handle and cylinder
- sprung follower for better attraction of the handle

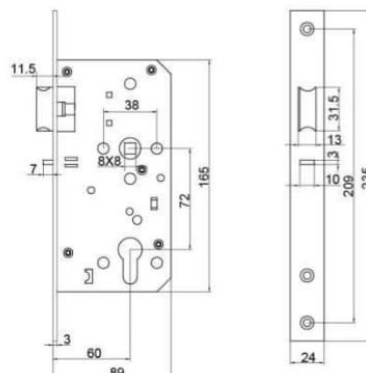


Size	B	A
40mm	40	69
45mm	45	74
50mm	50	79
55mm	55	84
60mm	60	89
65mm	65	94



## 72NF

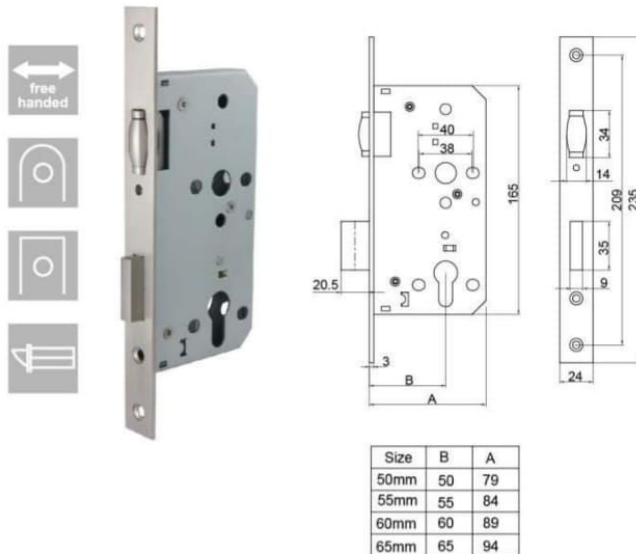
- available backset: 60mm
- hole centre: 72mm
- follower: 8x8mm
- forend & striker: inox
- common finishing: SSS, PVD
- latch: inox
- available width of forend: 20, 24mm
- conforms to DIN 18.250 class 3
- for Euro profile cylinder with 15mm radius cam
- inox latch, fire-resistant
- usually used in conjunction with one fixed handle on the outside of door which just can push/pull the door, latch driven by cylinder only.
- on the inside of door, latch driven by both lever handle and cylinder
- anti-card device: when the door is closed, the system prevents the latch from being withdrawn with the use of a simple card
- sprung follower for better attraction of the handle





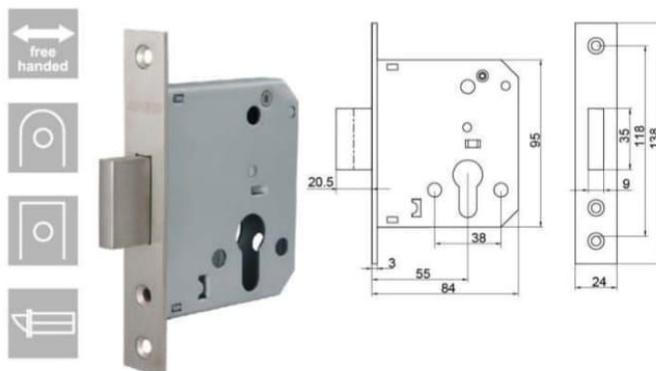
# Mortice Locks

Series DIN



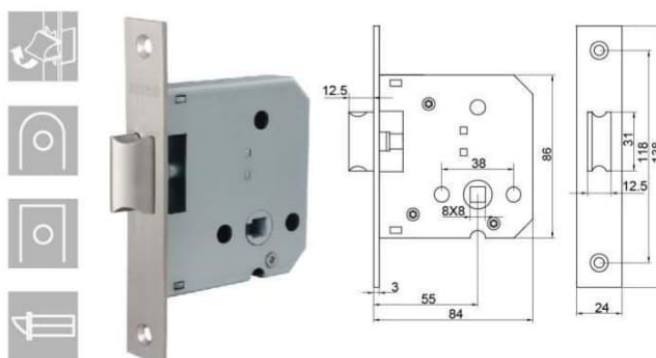
## 72R

- available backset: 50, 55, 60, 65mm
  - forend & striker: inox
  - common finishing: SSS, PVD
  - roller: inox
  - deadbolt: inox
  - available width of forend: 20, 24mm
- conforms to DIN 18.250 class 3
  - for Euro profile cylinder with 15mm radius cam
  - inox roller and deadbolt, fire-resistant
  - roller with different heights available by adjusting the screw under the roller
  - deadbolt driven by cylinder, double-throw



## 55D

- available backset: 55mm
  - forend & striker: inox
  - common finishing: SSS, PVD
  - deadbolt: inox
  - available width of forend: 20, 22, 24mm
- conforms to DIN 18.250 class 3
  - for Euro profile cylinder with 15mm radius cam
  - inox deadbolt, fire-resistant
  - deadbolt driven by cylinder, double-throw



## 55L

- available backset: 55mm
  - follower: 8x8, 9x9mm
  - forend & striker: inox
  - common finishing: SSS, PVD
  - latch: inox
  - available width of forend: 20, 22, 24mm
- conforms to DIN 18.250 class 3
  - inox latch, fire-resistant
  - latch in convex shape for a soft closing of door, driven by lever handle



# Mortice Locks

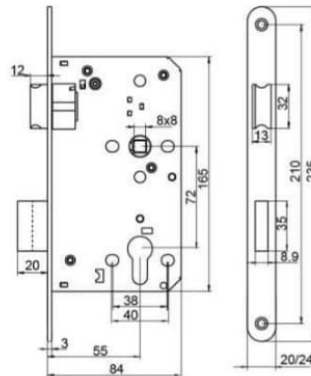
Series DIN



## 0772E

- available backset: 55mm
- hole centre: 72mm
- follower: 8x8mm
- forend & striker: inox
- common finishing: SSS
- latch: inox
- deadbolt: inox

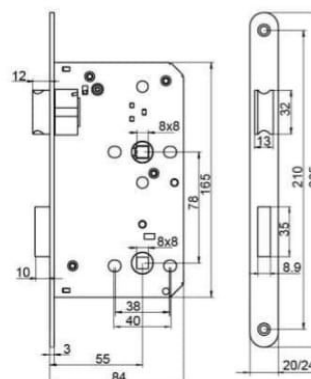
- for Euro profile cylinder with 15mm radius cam
- inox latch and deadbolt, fire-resistant
- latch in convex shape for a soft closing of door, driven by both lever handle and cylinder
- deadbolt driven by cylinder, double-throw
- sprung follower for better attraction of the handle



## 0778B

- available backset: 55mm
- hole centre: 78mm
- follower: 8x8mm
- forend & striker: inox
- common finishing: SSS
- latch: inox
- deadbolt: inox

- for bathroom
- inox latch and deadbolt, fire-resistant
- latch in convex shape for a soft closing of door, driven lever handle only
- deadbolt driven by turn knob
- sprung follower for better attraction of the handle



# Mortice Locks

Series Yugo



## 4550C

- for Euro profile cylinder with 15mm radius cam
- latch driven by both lever handle and cylinder
- deadbolt driven by cylinder, double-throw
- specify the direction when ordering

## 4550K

- 1 zamak key, in 10 differs
- latch driven by lever handle only
- deadbolt driven by key, double-throw
- specify the direction when ordering

## 4550B

- for bathroom
- latch driven by lever handle only
- deadbolt driven by turn knob, single-throw
- specify the direction when ordering

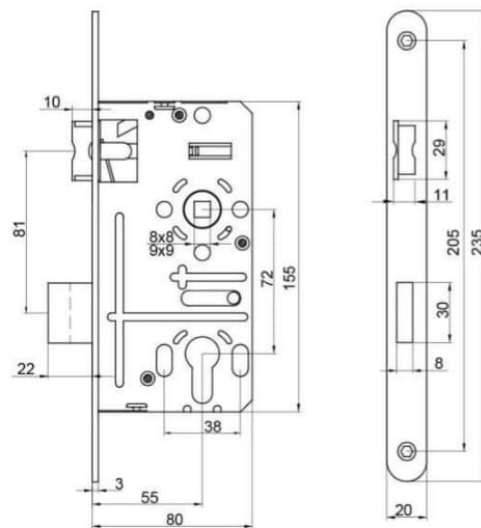
■ available backset:	55mm
■ hole centre:	72, 78mm (only for 4550B)
■ follower:	8x8mm or 9x9mm (handle), 7x7mm (turn knob)
■ forend & striker:	steel
■ common finishing:	Grey
■ latch:	nylon, zamak
■ deadbolt:	nylon, zamak



4550K




4550B



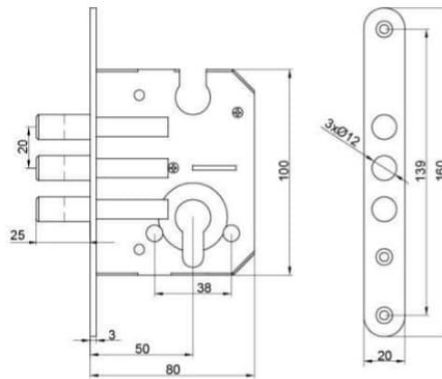
# Mortice Locks

Series Polska



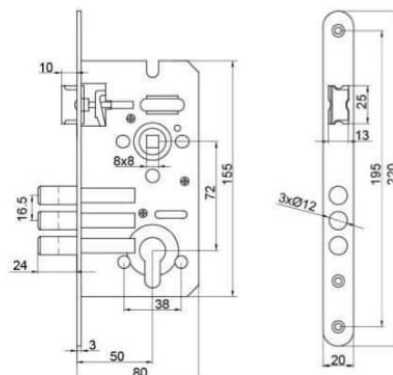
## 4858

- available backset: 50mm
- forend & striker: steel
- common finishing: YZP
- deadbolt: 3 steel round bolts
- for Euro profile cylinder with 15mm radius cam
- bolts in double-throw



## 4872

- available backset: 50mm
- hole centre: 72mm
- follower: 8x8mm
- common finishing: YZP
- latch: zamak
- deadbolt: 3 steel round bolts
- for Euro profile cylinder with 15mm radius cam
- latch driven by both lever handle and cylinder
- bolts driven by cylinder, double-throw



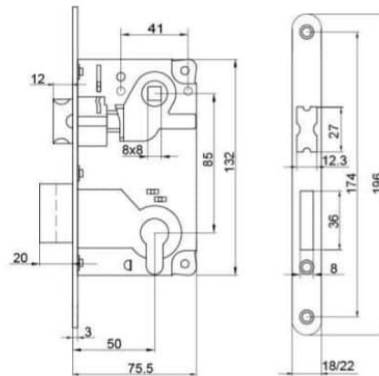
# Mortice Locks

Series 3985



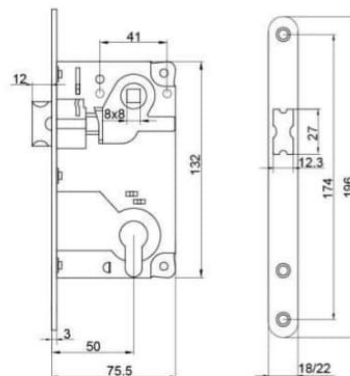
## 3985C

- available backset: 50mm
  - hole centre: 85mm
  - follower: 8x8mm
  - forend & striker: steel
  - common finishing: BP, CP, AB, SB, SN, PC, PN
  - latch: zamak
  - deadbolt: zamak
- for Euro profile cylinder with 15mm radius cam
  - latch driven by both lever handle and cylinder
  - deadbolt driven by cylinder, double-throw
  - optional forend width: 18mm or 22mm
  - optional strikers



## 3985P

- available backset: 50mm
  - forend & striker: steel
  - common finishing: SN
  - latch: zamak
- for passage
  - latch driven by lever handle only
  - optional forend width: 18mm or 22mm
  - optional strikers





# Mortice Locks

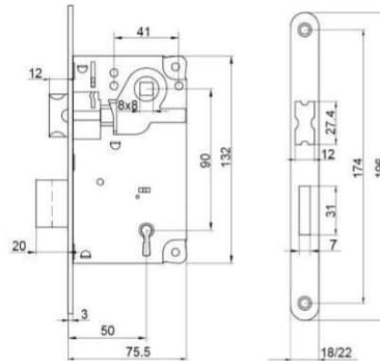
Series 3990



3990KL

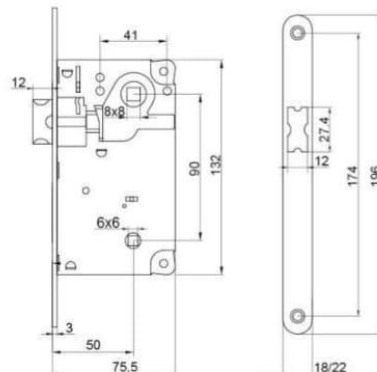
## 3990K

- available backset: 50mm
  - hole centre: 90mm
  - follower: 8x8mm
  - forend & striker: steel
  - common finishing: BP, CP, SB, AB, SN, SC
  - latch: zamak
  - deadbolt: steel
- 1 zamak key
  - latch driven by lever handle only
  - deadbolt driven by key, double-throw
  - only latch 3990KL available
  - optional strikers



## 3990B

- available backset: 50mm
  - hole centre: 90mm
  - follower: 8x8mm (handle)  
6x6mm (turn knob)
  - forend & striker: steel
  - common finishing: BP, CP, SB, AB, SN, SC
  - latch: zamak
- only latch, for bathroom
  - latch driven by lever handle only, locked or unlocked by turn knob
  - optional strikers



# Mortice Locks

Series EM



## EM85C

- for Euro profile cylinder with 15mm radius cam
- latch driven by both lever handle and cylinder, locked or unlocked by cylinder
- nylon latch for silence and smoothness of operation
- different ways of reversible latch
- optional strikers

## EM90K

- 1 zamak key, 1 differ
- latch driven by both lever handle and key, locked or unlocked by key
- nylon latch for silence and smoothness of operation
- different ways of reversible latch
- optional strikers

## EM96B

- for bathroom
- latch driven by lever handle only, locked or unlocked by turn knob
- nylon latch for silence and smoothness of operation
- different ways of reversible latch
- optional strikers

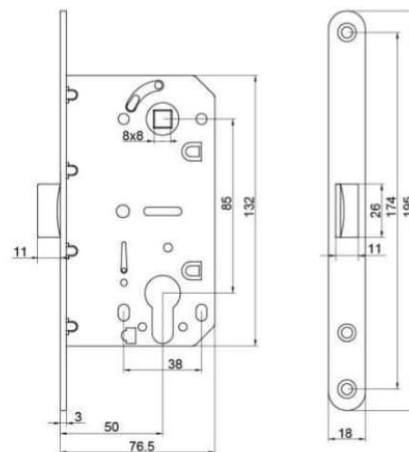
- available backset: 50mm
- hole centre: 85mm (EM85C)  
90mm (EM90K), 96mm (EM96B)
- follower: 8x8mm (handle)  
6x6mm (turn knob)
- forend & striker: steel
- common finishing: BP, CP, AB, SN
- latch: nylon



EM90K



EM96B



# Mortice Locks

Series PM



## PM85C

- for Euro profile cylinder with 15mm radius cam
- latch driven by both lever handle and cylinder, locked or unlocked by cylinder
- latch stays flush with forend until it is right opposite to striker and attracted, preventing itself from being broken in case of a slam of door
- can be used for rebated and flush doors with wooden or aluminum frames

## PM90K

- 1 zamak key
- latch driven by both lever handle and key, locked or unlocked by key
- latch stays flush with forend until it is right opposite to striker and attracted, preventing itself from being broken in case of a slam of door
- can be used for rebated and flush door with wooden or aluminum frames

## PM96B

- for bathroom
- latch driven by handle only, locked or unlocked by knob
- latch stays flush with forend until it is right opposite to striker and attracted, preventing itself from being broken in case of a slam of door
- can be used for rebated and flush door with wooden or aluminum frames

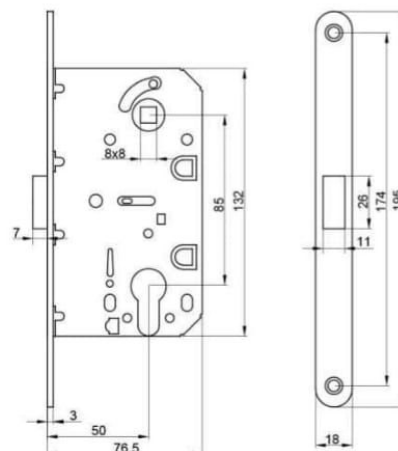
- available backset: 50mm
- hole centre: 85mm (PM85C)  
90mm (PM90K), 96mm (PM96B)
- follower: 8x8mm (handle)  
6x6mm (turn knob)
- forend: steel
- striker: steel+nylon, zamak+nylon
- common finishing: BP, SB, SN, AB, CP
- latch: intensive magnet



PM90K



PM96B



# Mortice Locks

Series Magnetic B2



## ! B2-85C

- for Euro profile cylinder with 15mm radius cam
- latch driven by both lever handle and cylinder, locked or unlocked by cylinder
- latch stays flush with forend until it is right opposite to striker and attracted, preventing itself from being broken in case of a slam of door

## ! B2-90K

- 1 zamak key, in 8 differs
- latch driven by lever handle only, locked or unlocked by key
- latch stays flush with forend until it is right opposite to striker and attracted, preventing itself from being broken in case of a slam of door

## □ B2-90B

- for bathroom
- latch driven by lever handle only, locked or unlocked by turn knob
- latch stays flush with forend until it is right opposite to striker and attracted, preventing itself from being broken in case of a slam of door

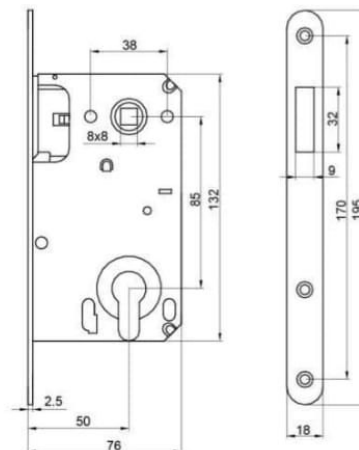
- available backset: 50mm
- hole centre: 85mm (B2-85C)  
90mm (B2-90K, B2-90B)
- follower: 8x8mm (handle)  
6x6mm (turn knob)
- forend & striker: zamak/steel+magnet
- common finishing: BP, CP, AB, SB
- latch: magnet



B2-90K



B2-90B





# Mortice Locks

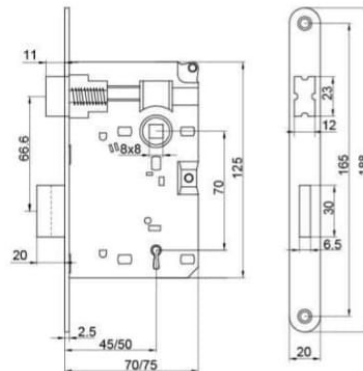
Series A70



## 3970K

■ available backset:	45, 50mm
■ hole centre:	70mm
■ follower:	8x8mm
■ forend & striker:	steel
■ common finishing:	BP, CP, AB, SN, SC
■ latch:	zamak
■ deadbolt:	steel

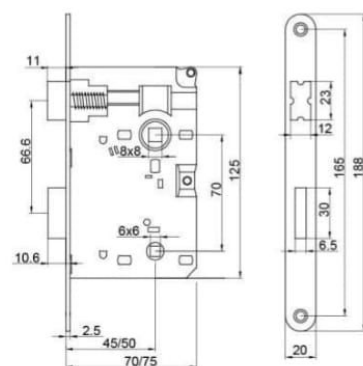
- 1 zamak key, in 6 differs
- latch driven by lever handle only
- deadbolt driven by key, double-throw



## 3970B

■ available backset:	45, 50mm
■ hole centre:	70mm
■ follower:	8x8mm (handle), 6x6mm (turn knob)
■ forend & striker:	steel
■ common finishing:	BP, CP, AB, SN, SC
■ latch:	zamak
■ deadbolt:	steel

- for bathroom
- latch driven by lever handle only
- deadbolt driven by turn knob, single-throw



# Mortice Locks

Series Saloniki



## 3090K

- backset 45, 50mm also available
- 2 zamak keys, in 6 differs
- latch driven by lever handle only
- deadbolt driven by key, double-throw

## 3090C

- for Euro profile cylinder with 15mm radius cam
- latch driven by lever handle only
- deadbolt driven by cylinder, double-throw
- optional forend width: 22mm or 18mm

## 3090B

- for bathroom
- latch driven by lever handle only
- deadbolt driven by turn knob, single-throw

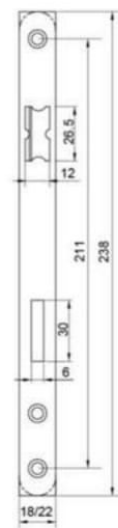
■ available backset:	40mm
■ hole centre:	90mm
■ follower:	8x8mm (handle), 7x7mm (turn knob)
■ forend & striker:	steel
■ common finishing:	BP, NP, SN
■ latch:	zamak
■ deadbolt:	steel



3090C



3090B



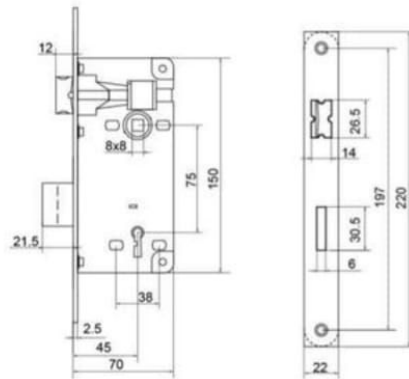
# Mortice Locks

Series Saloniki



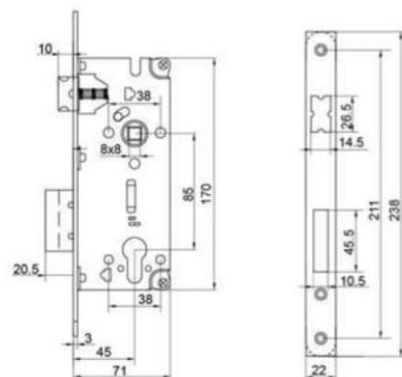
## 3075

- available backset: 45mm
  - hole centre: 75mm
  - follower: 8x8mm
  - forend & striker: steel
  - common finishing: BP, NP, SN
  - latch: zamak
  - deadbolt: steel
- 2 zamak keys, in 6 differs
  - latch driven by lever handle only
  - deadbolt driven by key, double-throw



## S3045

- available backset: 45, 50mm
  - hole centre: 85mm
  - follower: 8x8mm
  - forend & striker: steel
  - common finishing: BP, NP, SN
  - latch: zamak
  - deadbolt: steel
- for Euro profile cylinder with 15mm radius cam
  - latch driven by both lever handle and cylinder
  - deadbolt driven by cylinder, double-throw
  - an ideal entrance lock with heavy-duty lockcase

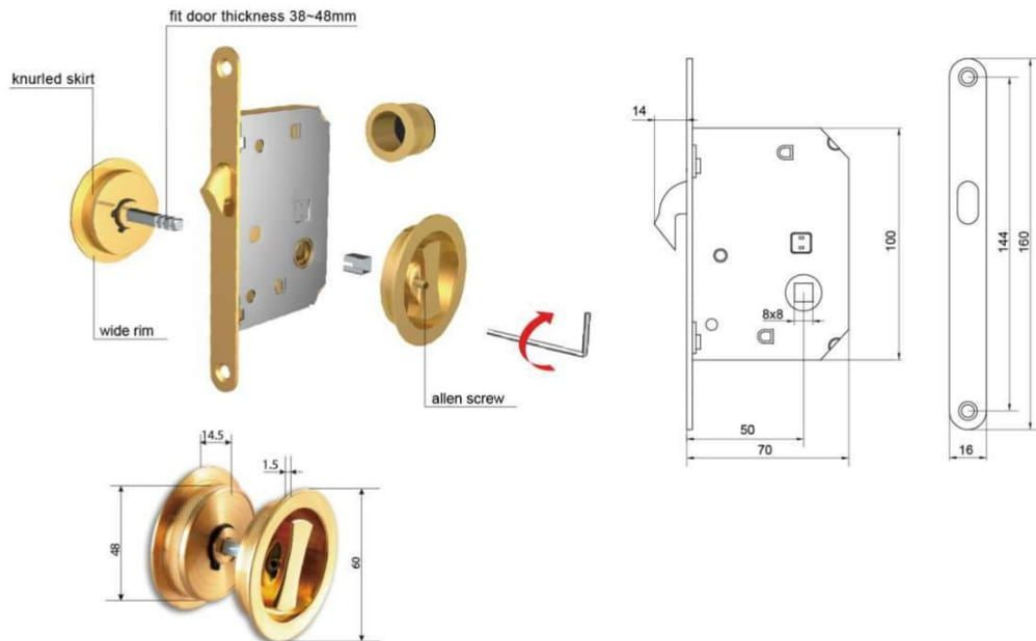


# Mortice Locks

## Series Sliding Innova

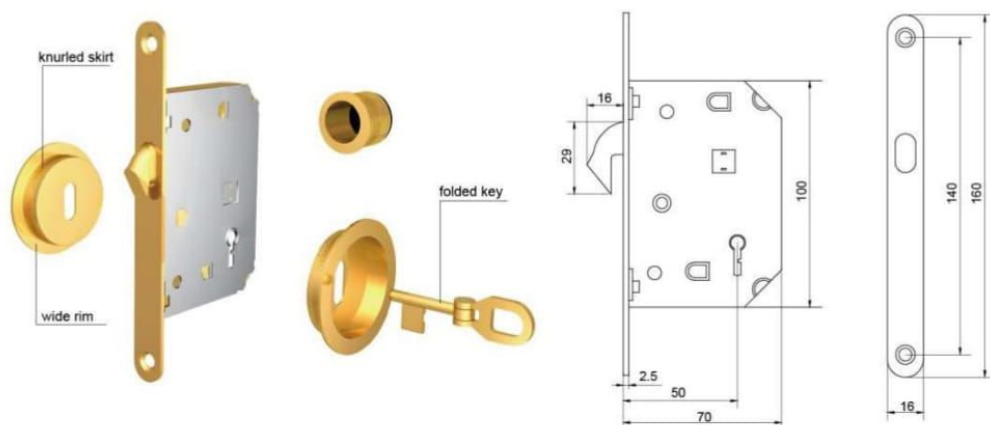
### K48

- brass elaborately milled and varnished for aesthetic appearance
- compact and smooth design with minimum protrusion from the door panel make a pleasing operation
- knurled skirt for better grip on the wood
- wide rim to cover the hole made for the installation
- allen screw in the turn knob grips the cuttable spindle to fit door thickness 38~48mm
- wide options of finishing: PB, CP, AB, SN, SC



### K58

- brass elaborately milled and varnished for aesthetic appearance
- compact and smooth design with minimum protrusion from the door panel make a pleasing operation
- knurled skirt for better grip on the wood
- wide rim to cover the hole made for the installation
- key can be folded inside the escutcheon
- for door thickness from 35-55mm
- wide options of finishing: PB, CP, AB, SN, SC





# Mortice Locks

Series Varna



## 4750C

- for Euro profile cylinder with 14.1mm radius cam
- latch in convex shape for a soft closing of door, driven by both lever handle and cylinder
- deadbolt driven by cylinder, double-throw
- forend with hole for lubrication

## 4750K

- 1 zamak key
- latch in convex shape for a soft closing of door, driven by both lever handle and key
- deadbolt driven by key, double-throw
- forend with hole for lubrication

## 4750B

- for bathroom
- latch in convex shape for a soft closing of door, driven by lever handle only
- deadbolt driven by turn knob, double-throw
- forend with hole for lubrication

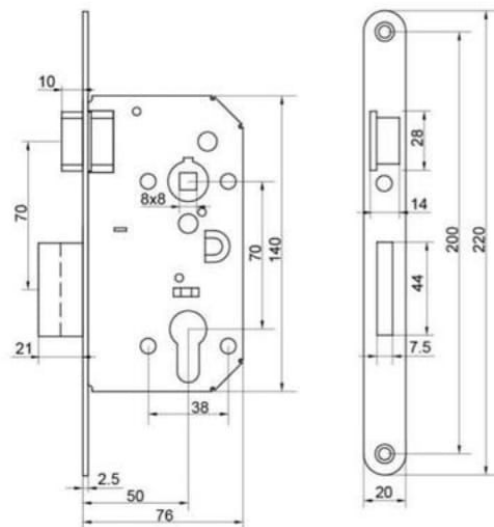
■ available backset:	50mm
■ hole centre:	70mm
■ follower:	8x8mm (handle), 8x8mm (turn knob)
■ forend & striker:	steel
■ common finishing:	NP
■ latch:	zamak
■ deadbolt:	steel



4750K



4750B



# Mortice Locks

Series Varna



## 5070C/5090C

- for cylinder with 14.10mm radius cam
- latch driven by both lever handle and cylinder
- deadbolt driven by cylinder, double-throw

## 5070K/5090K

- 1 zamak key
- latch driven by lever handle only
- deadbolt driven by key, double-throw

## 5070B/5090B

- for bathroom
- latch driven by lever handle only
- deadbolt driven by turn knob, single-throw


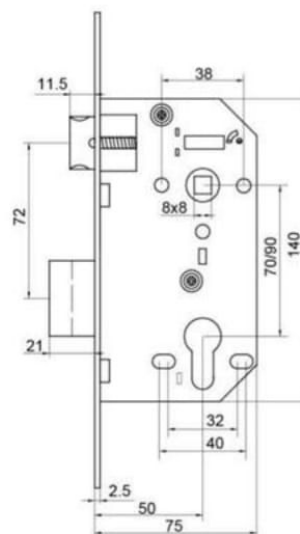
■ available backset:	50mm
■ hole centre:	70mm, 90mm
■ follower:	8x8mm (handle), 8x8mm (turn knob)
■ forend & striker:	steel
■ common finishing:	BP, NP
■ latch:	zamak
■ deadbolt:	steel



5070K/5090K



5070B/5090B



# Mortice Locks

Series Balkan 90



## 4940C/4950C

- for Euro profile cylinder with 15mm radius cam
- latch driven by both lever handle and cylinder
- deadbolt driven by cylinder, double-throw

## 4940K/4950K

- 2 zamak keys, in 6 differs
- latch driven by both lever handle and key
- deadbolt driven by key, double-throw

## 4940B/4950B

- for bathroom
- latch driven by lever handle only
- deadbolt driven by turn knob, single-throw

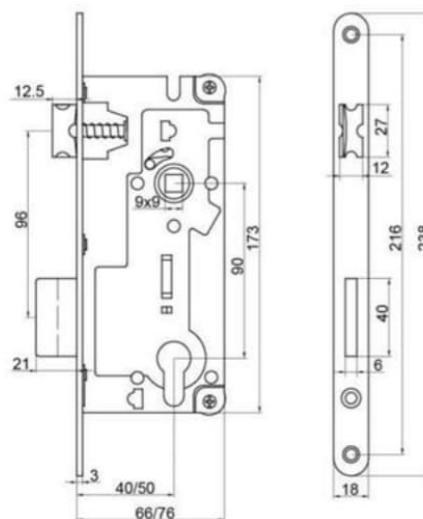
■ available backset:	40, 50mm
■ hole centre:	90mm
■ follower:	8x8mm (handle), 6x6mm (turn knob)
■ forend & striker:	steel
■ common finishing:	BP, NP, SN
■ latch:	zamak
■ deadbolt:	steel



4940K/4950K



4940B/4950B



# Mortice Locks

Series Balkan 90



## 4490C/4590C

- for Euro profile cylinder with 15mm radius cam
- latch in convex shape for a soft closing of door, driven by lever handle only
- deadbolt driven by cylinder, double-throw

## 4490K/4590K

- 2 zamak keys, in 4 differs
- latch in convex shape for a soft closing of door, driven by lever handle only
- deadbolt driven by key, double-throw

## 4490B

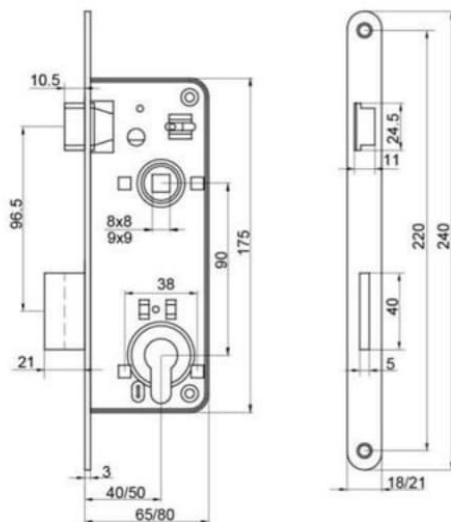
- for bathroom
- latch in convex shape for a soft closing of door, driven by lever handle only
- deadbolt driven by turn knob, single-throw

■ available backset:	40, 50mm
■ hole centre:	90mm
■ follower:	8x8mm or 9x9 (handle) 6x6mm (turn knob)
■ forend & striker:	steel
■ common finishing:	YZP
■ latch:	zamak
■ deadbolt:	steel



4490K/4590K

4490B





# Mortice Locks

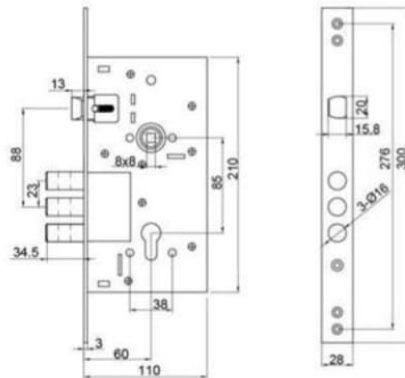
Series Osman Security



## 9252C

■ available backset:	60mm
■ hole centre:	85mm
■ follower:	8x8mm
■ forend & striker:	steel
■ common finishing:	CP
■ latch:	steel
■ deadbolt:	3 steel round bolts

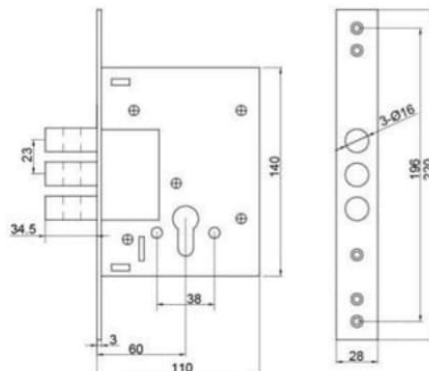
- for Euro profile cylinder with 15mm radius cam
- latch driven by both lever handle and cylinder
- bolts driven by cylinder, triple-throw for extra security
- ball bearing around follower for easier operation and long service time
- constructed with high security, ideal for main entrance door for better protection of property



## 9257C

■ available backset:	60mm
■ forend & striker:	steel
■ common finishing:	CP
■ deadbolt:	3 steel round bolts

- for Euro profile cylinder with 15mm radius cam
- bolts in triple-throw for extra security
- constructed with high security, ideal for main entrance door for better protection of property



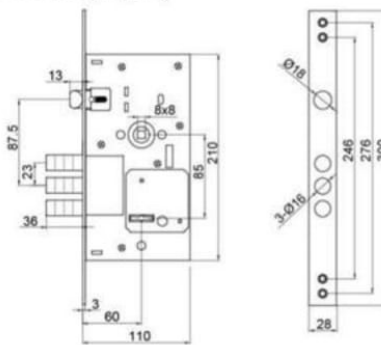
# Mortice Locks

Series Osman Security



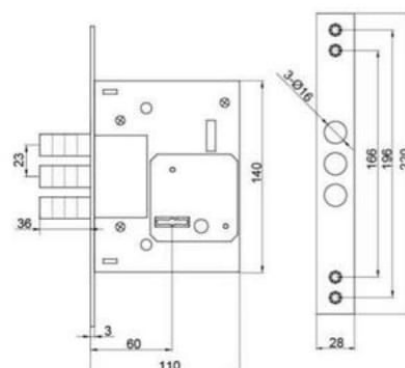
## 9252K

- available backset: 60mm
- hole centre: 85mm
- follower: 8x8mm
- forend & striker: steel
- common finishing: CP
- latch: steel
- deadbolt: 3 steel round bolts
- 5 brass keys
- 8 levers for high privacy
- latch driven by both lever handle and key
- bolts driven by key, 4-throw for extra security
- ball bearing around follower for easier operation and long service time
- 2 hardened steel sheets shielding the key holes to protect the interior mechanism
- supplied with a pair of zamak escutcheons
- constructed with high security, ideal for main entrance door for better protection of property



## 9257K

- available backset: 60mm
- forend & striker: steel
- common finishing: CP
- deadbolt: 3 steel round bolts
- 5 brass keys
- 8 levers for high privacy
- bolts in 4-throw for extra security
- 2 hardened steel sheets shielding the key holes to protect the interior mechanism
- constructed with high security, ideal for main entrance door for better protection of property



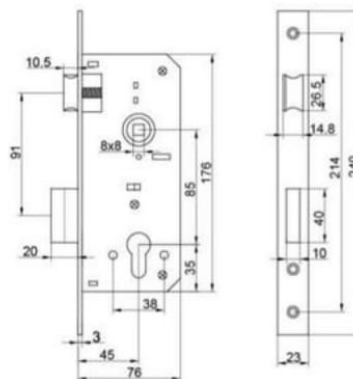
# Mortice Locks

Series Osman Basic



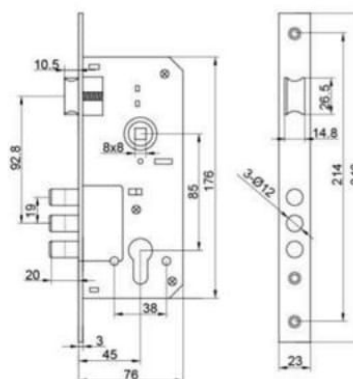
## 9052 I

- available backset: 45mm
  - hole centre: 85mm
  - follower: 8x8mm
  - forend & striker: steel
  - common finishing: BP, NP, SB, SN
  - latch: brass, zamak
  - deadbolt: steel
- for Euro profile cylinder with 15mm radius cam
  - latch driven by both lever handle and cylinder
  - deadbolt driven by cylinder, double-throw
  - ball bearing around follower for easier operation



## 9052 III

- available backset: 45mm
  - hole centre: 85mm
  - follower: 8x8mm
  - forend & striker: steel
  - common finishing: BP, NP, SB, SN
  - latch: brass, zamak
  - deadbolt: 3 steel round bolts
- for Euro profile cylinder with 15mm radius cam
  - latch driven by both lever handle and cylinder
  - bolts driven by cylinder, double-throw
  - ball bearing around follower for easier operation



# Mortice Locks

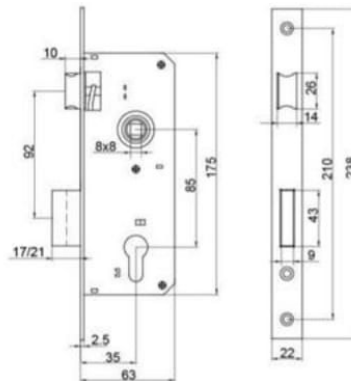
Series Osman Basic



## T935 I

available backset:	35mm
hole centre:	85mm
follower:	8x8mm
forend & striker:	steel
common finishing:	BP, NP, SB, SN
latch:	brass
deadbolt:	steel

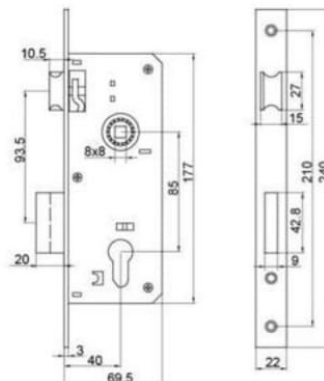
- for Euro profile cylinder with 15mm radius cam
- latch driven by both lever handle and cylinder
- deadbolt driven by cylinder, double-throw
- ball bearing around follower for easier operation



## T940 I

available backset:	40mm
hole centre:	85mm
follower:	8x8mm
forend & striker:	steel
common finishing:	BP, NP, SB, SN
latch:	brass
deadbolt:	steel

- for Euro profile cylinder with 15mm radius cam
- latch driven by both lever handle and cylinder
- deadbolt driven by cylinder, double-throw
- ball bearing around follower for easier operation





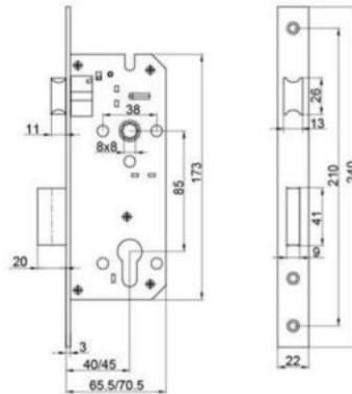
# Mortice Locks

Series Tehran Main



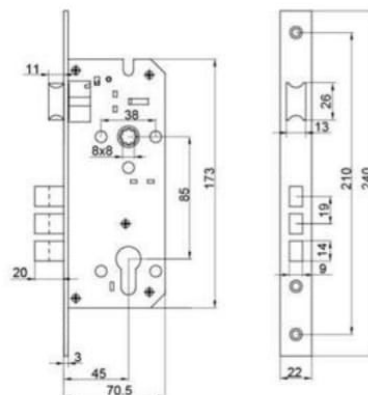
## 9240

- available backset: 40, 45mm
  - hole centre: 85mm
  - follower: 8x8mm
  - forend & striker: steel
  - common finishing: SN
  - latch: brass, zamak
  - deadbolt: steel
- for euro profile cylinder with 15mm radius cam
  - latch driven by both lever handle and cylinder
  - deadbolt driven by cylinder, double-throw



## 9245 III

- available backset: 45mm
  - hole centre: 85mm
  - follower: 8x8mm
  - forend & striker: steel
  - common finishing: BP, SN, AB
  - latch: brass
  - deadbolt: 3 brass square bolts
- for euro profile cylinder with 15mm radius cam
  - latch driven by both lever handle and cylinder
  - deadbolt driven by cylinder, double-throw



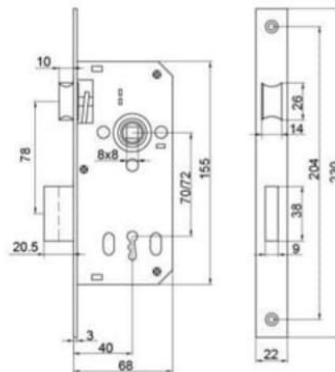
# Mortice Locks

Series Osman Interior



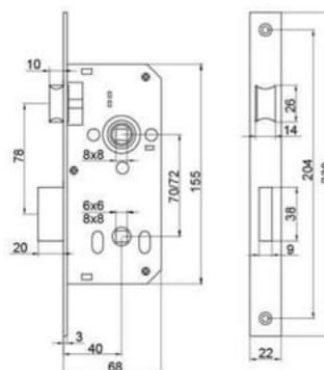
## 9010BK

- available backset: 40mm
- hole centre: 70, 72mm
- follower: 8x8mm
- forend & striker: steel
- common finishing: BP, NP, SB, SN
- latch: zamak
- deadbolt: steel
- 2 zamak keys, in maximum 10 differs
- latch driven by both lever handle and key
- deadbolt driven by key, double-throw
- ball bearing around follower for easier operation
- plastic adaptor as option to accommodate the follower from 8mm to 7mm



## 9010BB

- available backset: 40mm
- hole centre: 70, 72mm
- follower: 8x8mm (handle)  
6x6mm or 8x8mm (turn knob)
- forend & striker: steel
- common finishing: BP, NP, SB, SN
- latch: zamak
- deadbolt: steel
- for bathroom
- latch driven by lever handle only
- deadbolt driven by turn knob, single-throw
- ball bearing around follower for easier operation
- plastic adaptor as option to accommodate the follower from 8mm to 7mm



# Mortice Locks

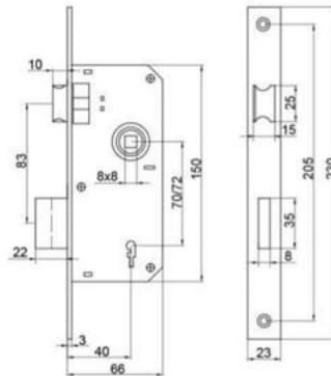
Series Osman Interior



## 9166K

available backset:	40mm
hole centre:	70, 72mm
follower:	8x8mm
forend & striker:	steel
common finishing:	BP, NP, SB, SN
latch:	zamak
deadbolt:	zamak

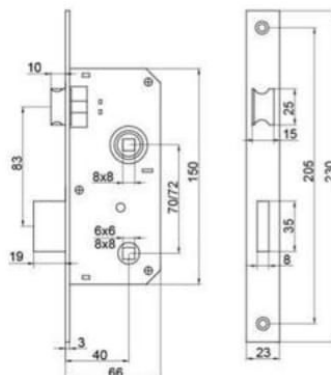
- 2 zamak keys, in maximum 10 differs
- latch driven by both lever handle and key
- deadbolt driven by key, double-throw
- ball bearing around follower for easier operation (optional)



## 9166B

available backset:	40mm
hole centre:	70, 72mm
follower:	8x8mm (handle) 6x6mm or 8x8mm (turn knob)
forend & striker:	steel
common finishing:	BP, NP, SB, SN
latch:	zamak
deadbolt:	zamak

- for bathroom
- latch driven by lever handle only
- deadbolt driven by turn knob, single-throw
- ball bearing around follower for easier operation (optional)



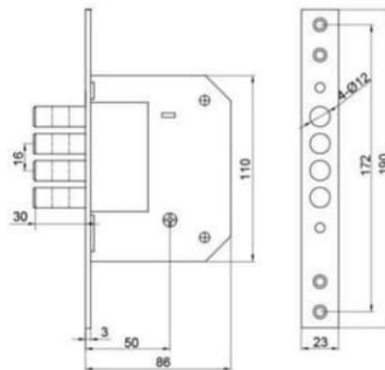
# Mortice Locks

Series Osman Aux



## 9894

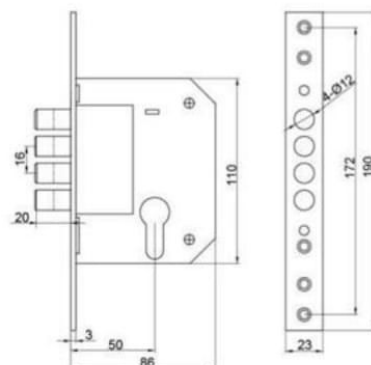
- available backset: 50mm
  - forend & striker: steel
  - common finishing: BP, NP, SB, SN
  - deadbolt: 4 steel round bolts
- 5 steel cross keys
  - anti-saw bolts in triple-throw
  - supplied with a pair of escutcheons



## 9894A

- available backset: 50mm
- forend & striker: steel
- common finishing: BP, NP, SB, SN
- deadbolt: 4 steel round bolts

- for Euro profile cylinder with 15mm radius cam
- anti-saw bolts in double-throw





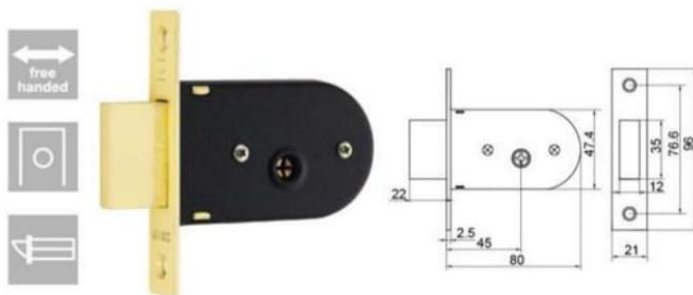
# Mortice Locks

Series Osman Mini




## 700K

- available backset: 45mm
- forend & striker: steel
- common finishing: YZP
- deadbolt: steel
- 2 zamak keys, in 26 differs
- deadbolt in double-throw
- supplied with 2 steel escutcheons



## 900A

- available backset: 45mm
- forend & striker: steel
- common finishing: BP, NP, SB, SN
- deadbolt: steel
- 5 steel cross keys
- deadbolt in single-throw
- supplied with a pair of escutcheons



## 156F

- available backset: 45mm
- forend & striker: steel
- common finishing: BP, NP, SB, SN
- deadbolt: zamak
- 5 steel cross keys
- deadbolt in single-throw
- supplied with a pair of escutcheons

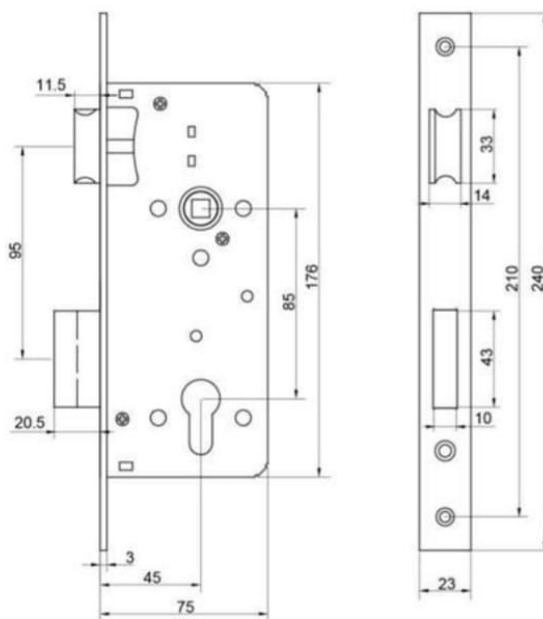
# Mortice Locks

Series DIN Excel



## 9034

- available backset: 45mm
  - hole centre: 85mm
  - follower: 8x8mm
  - forend & striker: inox
  - common finishing: SSS, BP, AB
  - latch: brass
  - deadbolt: inox
- for Euro profile cylinder with 15mm radius cam
  - latch driven by both lever handle and cylinder
  - deadbolt driven by cylinder, double-throw
  - a German-styled lock meets the demand for the durable and exquisite



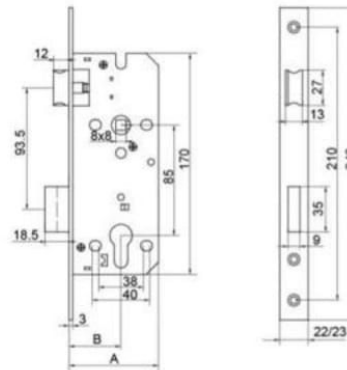
# Mortice Locks

Series Inoxcel 85



## 58511

- available backset: 40, 45, 50, 60mm
  - hole centre: 85mm
  - follower: 7x7mm, 8x8mm
  - forend & striker: inox
  - common finishing: SSS
  - latch: inox
  - deadbolt: inox
- for Euro profile cylinder with 15mm radius cam
  - inox latch and deadbolt, fire-resistant
  - latch in convex shape for a soft closing of door, driven by both lever handle and cylinder
  - deadbolt driven by cylinder, double-throw
  - sprung follower for better attraction of the handle

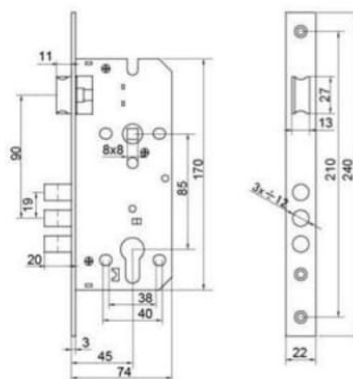


Size	B	A
40mm	40	69
45mm	45	74
50mm	50	79
60mm	60	89



## 58513

- available backset: 45mm
  - hole centre: 85mm
  - follower: 8x8mm
  - forend & striker: inox
  - common finishing: SSS
  - latch: inox
  - deadbolt: 3 inox round bolts
- for Euro profile cylinder with 15mm radius cam
  - inox latch and 3 round bolts, fire-resistant
  - latch in convex shape for a soft closing of door, driven by both lever handle and cylinder
  - bolts driven by cylinder, double-throw
  - sprung follower for better attraction of the handle



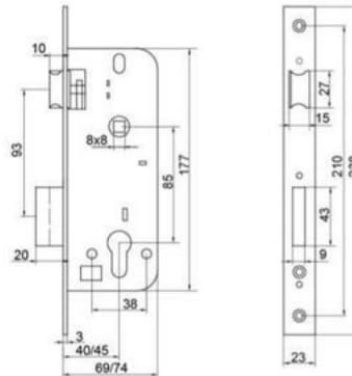
# Mortice Locks

Series Roma Classic



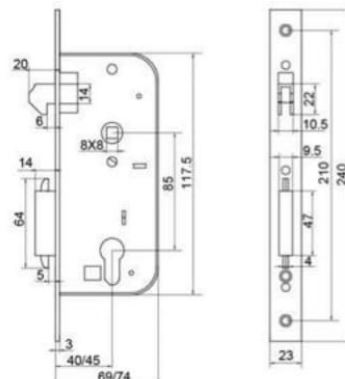
## 52040/52045

- available backset: 40, 45mm
- hole centre: 85mm
- follower: 8x8mm
- forend & striker: steel
- common finishing: Yellow, BP
- latch: brass
- deadbolt: steel, brass
- for Euro profile cylinder with 15mm radius cam
- latch driven by both lever handle and cylinder
- deadbolt driven by cylinder, double-throw
- linearized arc at the bottom of cylinder hole to home cylinder better when it is screwed
- backset 45mm 52045 available



## 52240/52245

- available backset: 40, 45mm
- hole centre: 85mm
- follower: 8x8mm
- forend & striker: steel
- common finishing: YPC, BP
- hook: steel
- deadbolt: steel
- for Euro profile cylinder with 15mm radius cam
- hook driven by both lever handle and cylinder
- deadbolt driven by cylinder, single-throw
- linearized arc at the bottom of cylinder hole to home cylinder better when it is screwed
- backset 45mm 52245 available





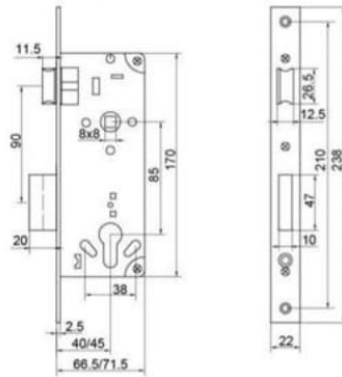
# Mortice Locks

Series Saudi Basic



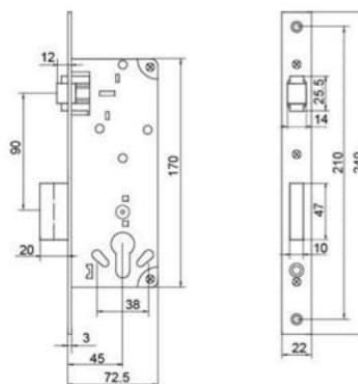
## 52111

- available backset: 40, 45mm
  - hole centre: 85mm
  - follower: 8x8mm
  - forend & striker: steel
  - common finishing: BP, SB
  - latch: zamak, brass
  - deadbolt: steel
- for Euro profile cylinder with 15mm radius cam
  - latch driven by both lever handle and cylinder
  - deadbolt driven by cylinder, double-throw
  - linearized arc at the bottom of cylinder hole to home cylinder better when it is screwed
  - forend and lockcase connected by Tri-lobular thread screws, looseness-proof



## 52112

- available backset: 45mm
  - forend & striker: steel
  - common finishing: BP, SB
  - roller: brass
  - deadbolt: steel
- for Euro profile cylinder with 15mm radius cam
  - roller with different heights available by adjusting the screw under the roller
  - deadbolt driven by cylinder, double-throw



# Mortice Locks

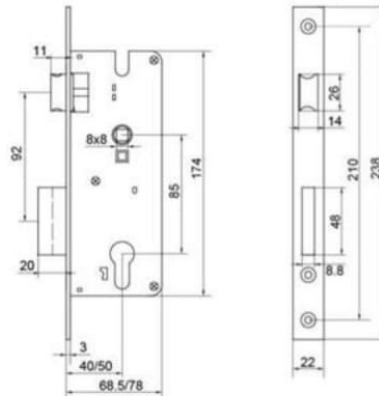
Series Tripoli



## 58540/58550

available backset:	40, 50mm
hole centre:	85mm
follower:	8x8mm
forend & striker:	steel
common finishing:	Yellow, BP, AB, SN
latch:	brass
deadbolt:	steel

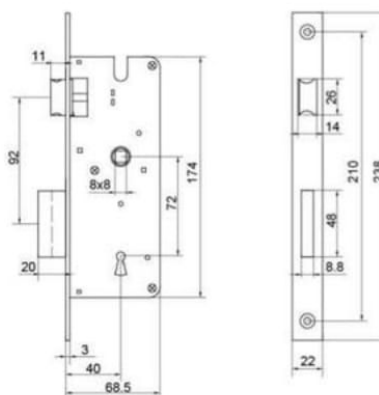
- for Euro profile cylinder with 15mm radius cam
- latch driven by both lever handle and cylinder
- deadbolt driven by cylinder, double-throw
- backset 50mm 58550 available



## 57240

available backset:	40mm
hole centre:	72mm
follower:	8x8mm
forend & striker:	steel
common finishing:	Yellow, BP, AB, SN
latch:	brass
deadbolt:	steel

- 2 zamak keys, in 6 differs
- latch driven by lever handle only
- deadbolt driven by key, double-throw



# Mortice Locks

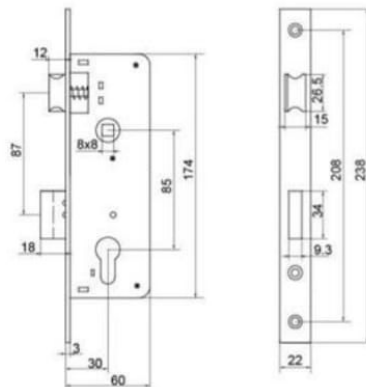
Series Tripoli



## 262

available backset:	30mm
hole centre:	85mm
follower:	8x8mm
forend & striker:	steel
common finishing:	BP, SN
latch:	brass
deadbolt:	brass

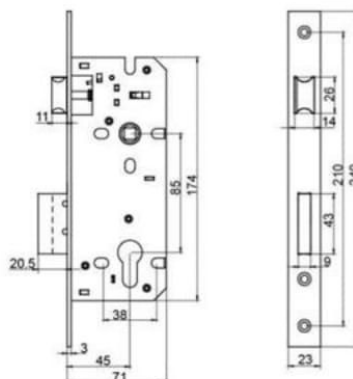
- for cylinder with 14.3mm radius cam
- latch driven by both lever handle and cylinder
- deadbolt driven by cylinder, double-throw



## 1845

available backset:	40, 45, 50, 60mm
hole centre:	85mm
follower:	8x8mm
forend & striker:	inox, steel
common finishing:	SSS, BP, SN
latch:	inox, brass, zamak
deadbolt:	inox, brass, steel

- for Euro profile cylinder with 15mm radius cam
- latch driven by both lever handle and cylinder
- deadbolt driven by cylinder, double-throw



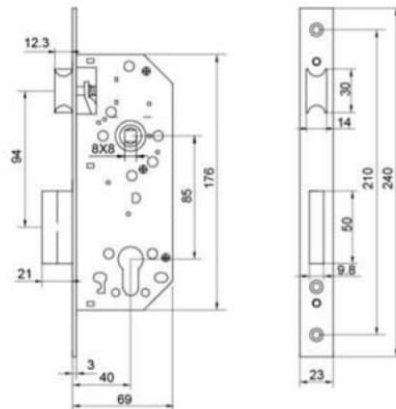
# Mortice Locks

Series AP



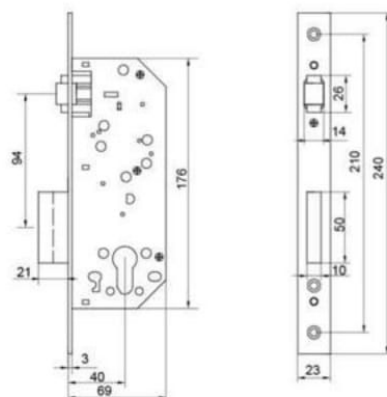
## 6281

- available backset: 40mm
  - hole centre: 85mm
  - follower: 8x8mm
  - forend & striker: inox
  - common finishing: SSS
  - latch: brass
  - deadbolt: brass
- for Euro profile cylinder with 15mm radius cam
  - latch driven by both lever handle and cylinder
  - deadbolt driven by cylinder, double-throw



## 6282


- available backset: 40mm
  - forend & striker: inox
  - common finishing: SSS
  - roller: steel
  - deadbolt: brass
- for Euro profile cylinder with 15mm radius cam
  - roller with different heights available by adjusting the screw under the roller
  - deadbolt driven by cylinder, double-throw





# Mortice Locks


Series AP



## 6264

- available backset: 50mm
- forend & striker: steel
- common finishing: BP, GP, NP, SN
- deadbolt: 3 brass square bolts


- for Euro profile cylinder with 15mm radius cam
- bolts in double-throw



## 6294

- available backset: 40mm
- forend & striker: inox
- common finishing: SSS
- deadbolt: steel

- for Euro profile cylinder with 15mm radius cam
- deadbolt driven by cylinder, double-throw
- deadbolt with hook opening on the second throw



## 6240

- available backset: 40mm
- forend & striker: steel
- common finishing: SN, BP
- hook: zamak

- for Euro profile cylinder with 15mm radius cam
- hook driven by cylinder

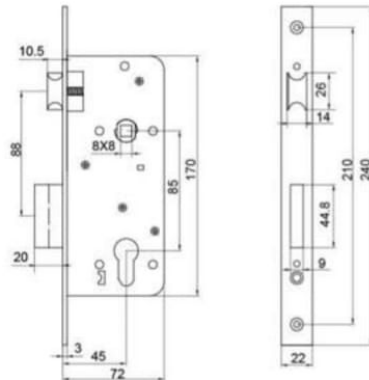
# Mortice Locks

Series Sphinx



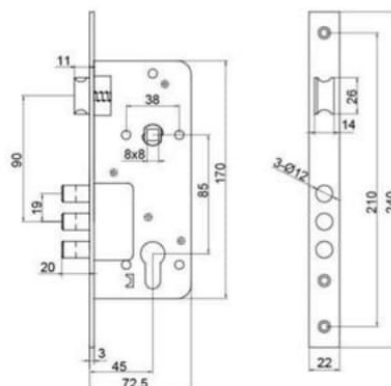
## 85450

- available backset: 45mm
  - hole centre: 85mm
  - follower: 8x8mm
  - forend & striker: steel
  - common finishing: BP, SB, SN
  - latch: zamak
  - deadbolt: steel
- for Euro profile cylinder with 15mm radius cam
  - latch driven by both lever handle and cylinder
  - deadbolt driven by cylinder, double-throw



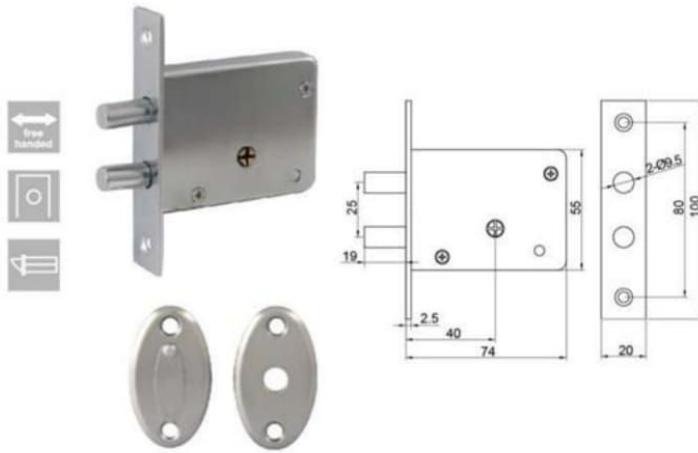
## 85453

- available backset: 45mm
  - hole centre: 85mm
  - follower: 8x8mm
  - forend & striker: steel
  - common finishing: BP, SB, SN
  - latch: zamak
  - deadbolt: 3 steel round bolts
- for euro profile cylinder with 15mm radius cam
  - latch driven by both lever handle and cylinder
  - bolts driven by cylinder, double-throw



# Mortice Locks

Series MEX




## 5232

- available backset: 40mm
- forend & striker: steel
- common finishing: NP, CP
- deadbolt: 2 steel round bolts
- 3 steel cross keys
- round bolts in single-throw
- supplied with a pair of escutcheons



## 5233

- available backset: 40mm
- forend & striker: inox
- common finishing: SSS
- deadbolt: zamak
- 3 steel cross keys
- deadbolt in double-throw
- supplied with a pair of escutcheons



## 5234

- available backset: 40mm
- forend & striker: steel
- common finishing: NP
- deadbolt: zamak
- 3 steel cross keys
- deadbolt in double-throw
- supplied with a pair of escutcheons

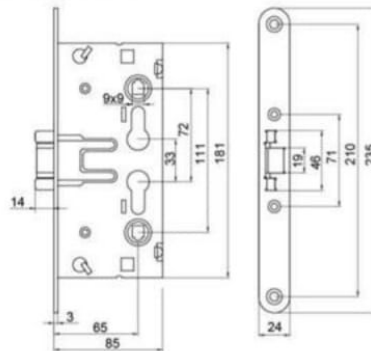
# Mortice Locks

Series Firestone



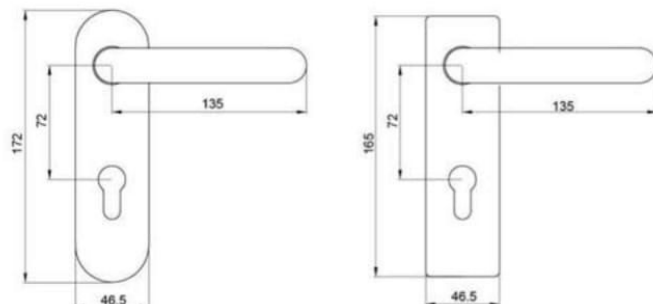
## 1739

- available backset: 65mm
- hole centre: 72mm
- follower: 9x9mm
- forend: steel
- common finishing: ZP
- latch: steel
- fully steel-made, fireproof
- for Euro profile cylinder with 15mm radius cam
- latch driven by both lever handle and cylinder
- 2 security pins driven by cylinder
- lobulate screw holes in forend, looseness-proof
- vertical-symmetrically constructed with twin cylinder holes for free use in both left-handed and right-handed doors
- without striker



## 1919

- hole centre: 72mm
- spindle: 9x9mm in 140mm length
- color: black
- round corner or square corner
- nylon handle with steel core, unsprung and sprung all available
- nylon plate with steel back plate for fixing
- supplied with 2 coupling screws and 2 loose-proof washers





# Mortice Locks

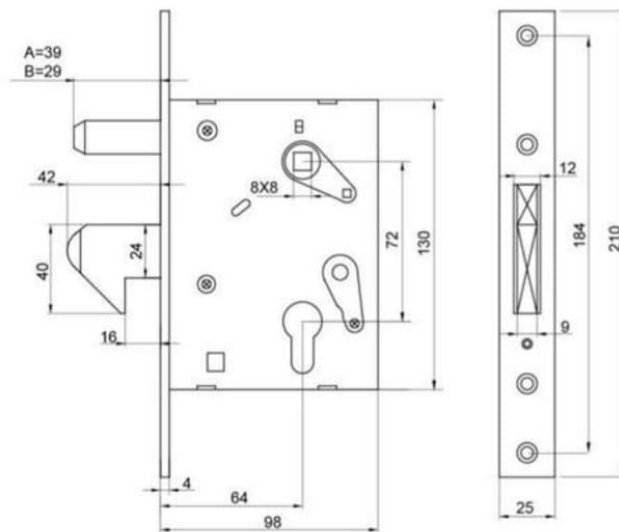
Series Gancho



## 🔑 C001

■ available backset:	50, 60mm
■ hole centre:	72mm
■ follower:	8x8mm
■ forend & striker:	steel
■ common finishing:	ZP, YZP
■ hook:	cast steel

- specially constructed for heavy-duty metal doors
- for Euro profile cylinder with 15mm radius cam
- hook driven by both lever handle and cylinder, locked or unlocked by cylinder
- consolidated with steel pin to prevent the lock from lateral breaking



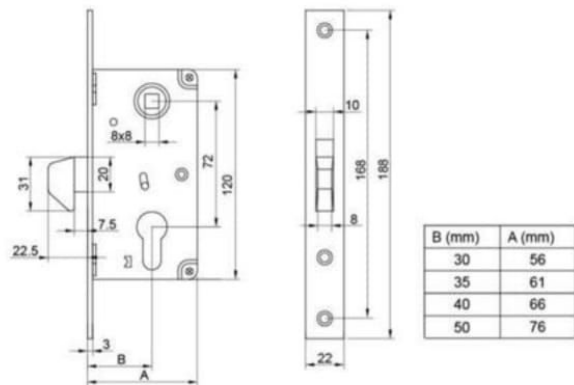
# Mortice Locks

Series Gancho



## S001

- available backset: 30, 35, 40, 50mm
  - hole centre: 72mm
  - follower: 8x8mm
  - forend & striker: steel
  - common finishing: ZP, YZP
  - hook: solid brass
- specially constructed for heavy-duty metal doors
  - for Euro profile cylinder with 15mm radius cam
  - hook driven by both lever handle and cylinder, locked and unlocked by cylinder
  - steel pin available when required



9999/V



9999/N

## 9999

- available material: aluminum (economy)
- available spindle: 8x8mm, 7x7mm
- common finishing: Black, CP
- a perfect match with locks C001 & S001 for heavy-duty metal doors
- fixing: with one handle always fixed to spindle, the other handle to be fixed laterally by an allen screw into the slotted spindle, or frontally by a machine screw into the inward-threaded spindle
- spindles in different length to fit doors in different thickness

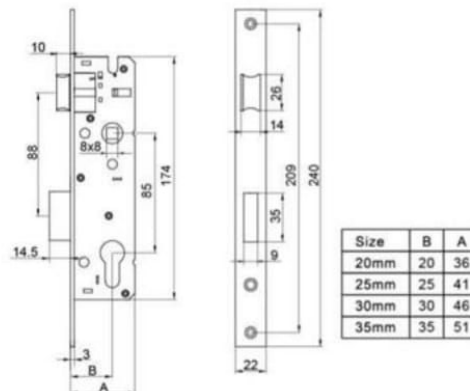
# Locks for Metallic

Series Alustar



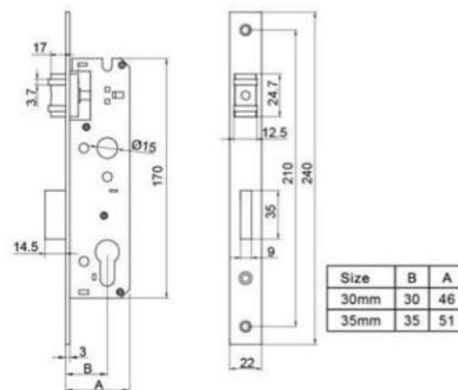
## 1301

- available backset: 20, 25, 30, 35mm
  - hole centre: 85mm
  - follower: 8x8mm
  - forend & striker: steel
  - common finishing: SN, NP
  - latch: zamak
  - deadbolt: steel
- for Euro profile cylinder with 15mm radius cam
  - latch driven by both lever handle and cylinder
  - deadbolt driven by cylinder, single-throw



## 1302

- available backset: 30, 35mm
  - forend & striker: steel
  - common finishing: SN, NP
  - roller: brass
  - deadbolt: steel
- for Euro profile cylinder with 15mm radius cam
  - roller with different heights available by adjusting the screw under the roller
  - deadbolt driven by cylinder, single-throw



# Locks for Metallic

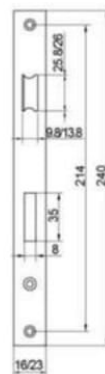
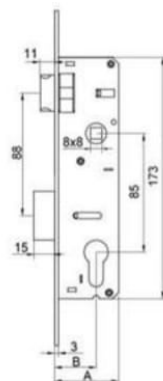
Series Osman ALU-PVC



## 1153

- available backset: 20, 25, 30, 35mm
- hole centre: 85mm
- follower: 8x8mm
- forend & striker: steel
- common finishing: CP, SN, SSS
- latch: zamak
- deadbolt: zamak

- for Euro profile cylinder with 15mm radius cam
- latch driven by both lever handle and cylinder
- deadbolt driven by cylinder, single-throw



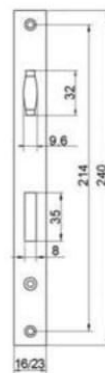
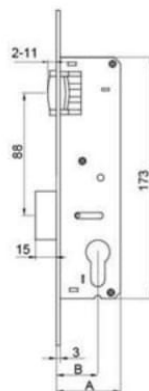
Size	B	A
20mm	20	37
25mm	25	42
30mm	30	47
35mm	35	52



## 1155

- available backset: 20, 25, 30, 35mm
- forend & striker: steel
- common finishing: CP, SN, SSS
- roller: brass, steel (optional)
- deadbolt: zamak

- for Euro profile cylinder with 15mm radius cam
- roller with different heights available by adjusting the screw under the roller
- deadbolt driven by cylinder, single-throw

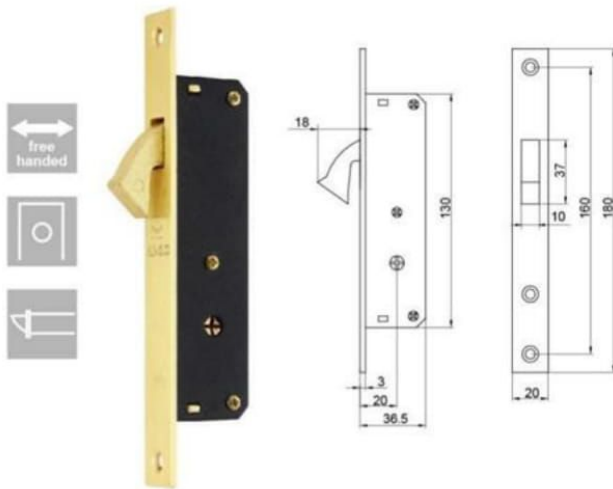


Size	B	A
20mm	20	37
25mm	25	42
30mm	30	47
35mm	35	52



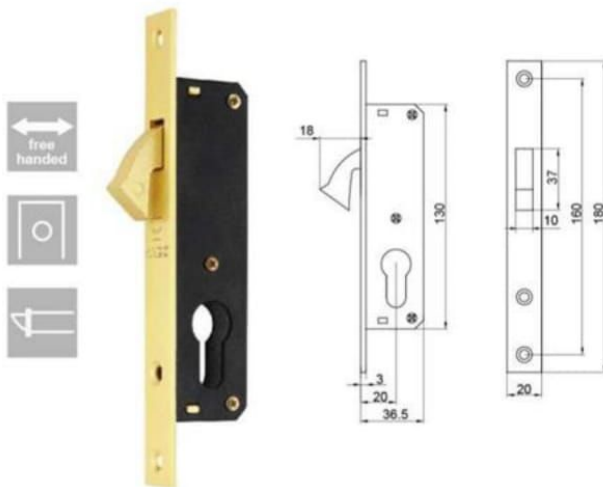
# Locks for Metallic

Series Osman Aux



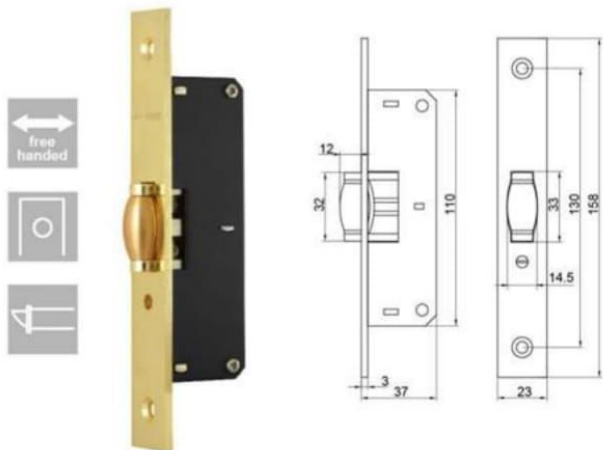
## 1120K

- available backset: 20mm
  - forend & striker: steel
  - common finishing: BP, SB, SN
  - hook: zamak
- 5 steel cross keys
  - hook driven by key



## 1120C

- available backset: 20mm
  - forend & striker: steel
  - common finishing: BP, SB, SN
  - hook: zamak
- for Euro profile cylinder with 15mm radius cam
  - hook driven by cylinder



## 1255B

- forend & striker: steel
  - common finishing: NP, SB, SN
  - roller: brass
- for swinging doors
  - roller with different heights available by adjusting the screw under the roller

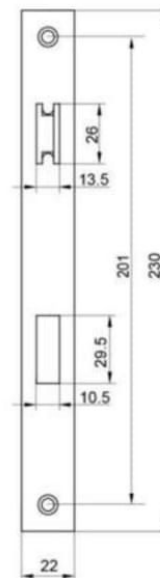
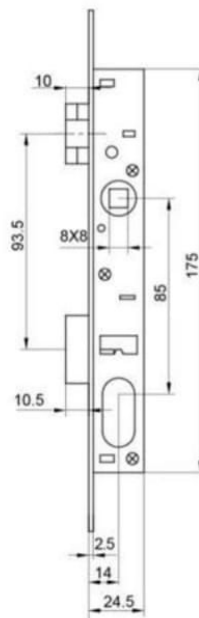
# Locks for Metallic

Series Tehran Slim



## 1280

- available backset: 14mm
  - hole centre: 85mm
  - follower: 8x8mm
  - forend & striker: steel
  - common finishing: BP, NP
  - latch: zamak, brass (optional)
  - deadbolt: zamak, brass (optional)
- for small oval cylinder 2100S with 11mm radius cam
  - latch driven by lever handle only
  - deadbolt driven by cylinder, single-throw



# Locks for Metallic

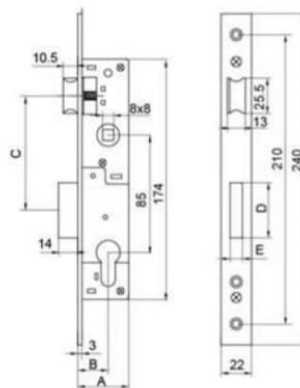
Series Porto Compact



## SL500

- available backset: 20, 25, 30, 35mm
- hole centre: 85mm
- follower: 8x8mm
- forend & striker: inox, steel
- common finishing: SSS, SN, NP
- latch: brass
- deadbolt: zamak

- for Euro profile cylinder with 15mm radius cam
- latch driven by both lever handle and cylinder
- deadbolt driven by cylinder, single-throw



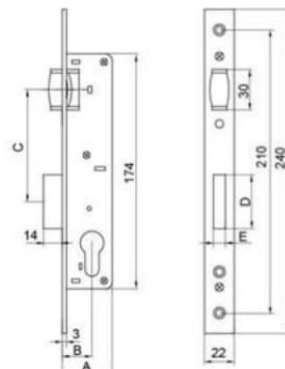
Size	B	A	C	D	E
20mm	21	36	87	35	9
25mm	25	40	83	40	10
30mm	30	45	81	40	10
35mm	35	50	81	40	10



## SR500

- available backset: 20, 25, 30, 35mm
- forend & striker: inox, steel
- common finishing: SSS, SN, NP
- roller: brass
- deadbolt: zamak

- for Euro profile cylinder with 15mm radius cam
- roller with different heights available by adjusting the screw under the roller
- deadbolt driven by cylinder, single-throw



Size	B	A	C	D	E
20mm	21	36	87	35	9
25mm	25	40	83	40	10
30mm	30	45	81	40	10
35mm	35	50	81	40	10

# Locks for Metallic

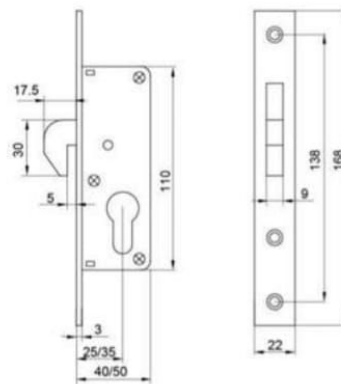
Series Porto Compact



## SH500

■ available backset:	25, 35mm
■ forend & striker:	inox
■ common finishing:	SSS
■ hook:	zamak

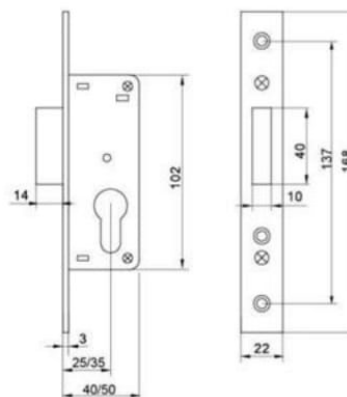
- for Euro profile cylinder with 15mm radius cam
- narrow forend 16mm width available



## SD500

■ available backset:	25, 35mm
■ forend & striker:	inox
■ common finishing:	SSS
■ deadbolt:	zamak

- for Euro profile cylinder with 15mm radius cam
- deadbolt driven by cylinder, single-throw





# Locks for Metallic

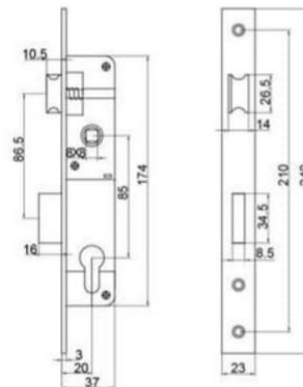
Series Aegean



## 1901

available backset:	20, 25mm
hole centre:	85mm
follower:	8x8mm
forend & striker:	steel
common finishing:	SN, NP
latch:	zamak
deadbolt:	zamak

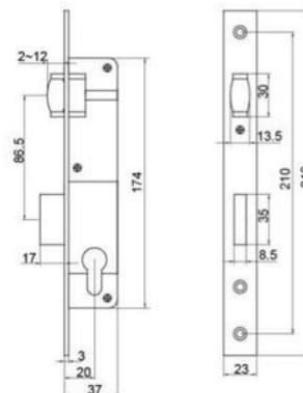
- for Euro profile cylinder with 15mm radius cam
- latch driven by both lever handle and cylinder
- deadbolt driven by cylinder, single-throw



## 1902

available backset:	20mm
forend & striker:	steel
common finishing:	SN, NP
roller:	brass
deadbolt:	zamak

- for Euro profile cylinder with 15mm radius cam
- roller with different heights available by adjusting the screw under the roller
- deadbolt driven by cylinder, single-throw



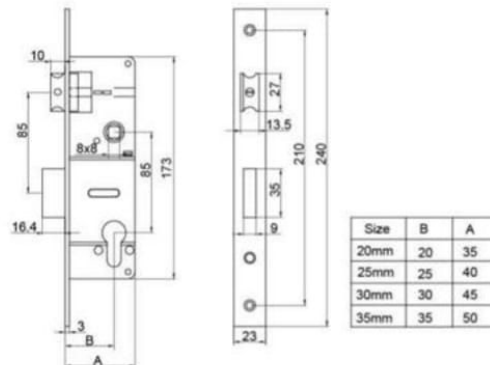
# Locks for Metallic

Series Aegean



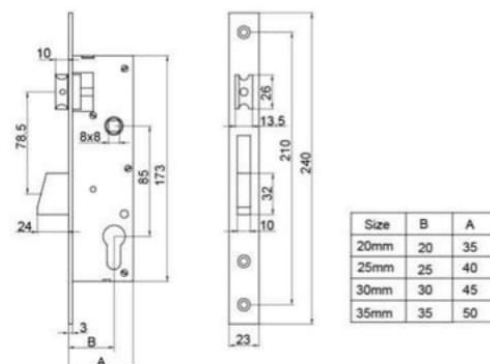
## 1911

- available backset: 20, 25, 30, 35mm
  - hole centre: 85mm
  - follower: 8x8mm
  - forend & striker: steel, inox
  - common finishing: CP, SN, SSS
  - latch: zamak
  - deadbolt: zamak
- for Euro profile cylinder with 15mm radius cam
  - latch heights adjustable, driven by both lever handle and cylinder
  - deadbolt driven by cylinder, single-throw



## 1914

- available backset: 20, 25, 30, 35mm
  - hole centre: 85mm
  - follower: 8x8mm
  - forend & striker: steel, inox
  - common finishing: CP, SN, SSS
  - latch: zamak
  - deadbolt: zamak
- for Euro profile cylinder with 15mm radius cam
  - latch height adjustable, driven by both lever handle and cylinder
  - dropping deadbolt driven by cylinder



# Locks for Metallic

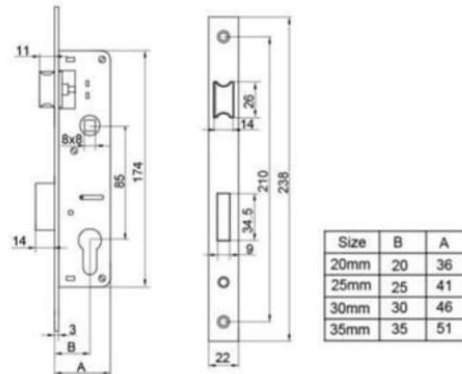
Series Fettuccine



## 1741

- available backset: 20, 25, 30, 35mm
- hole centre: 85mm
- follower: 8x8mm
- forend & striker: steel
- common finishing: CP, SN
- latch: zamak
- deadbolt: zamak

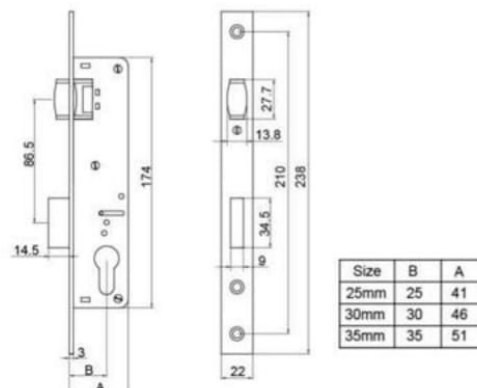
- for Euro profile cylinder with 15mm radius cam
- latch driven by both lever handle and cylinder
- deadbolt driven by cylinder, single-throw



## 1743

- available backset: 25, 30, 35mm
- forend & striker: steel
- common finishing: CP, SN
- roller: brass
- deadbolt: zamak

- for Euro profile cylinder with 15mm radius cam
- roller with different heights available by adjusting the screw under the roller
- deadbolt driven by cylinder, single-throw



# Locks for Metallic

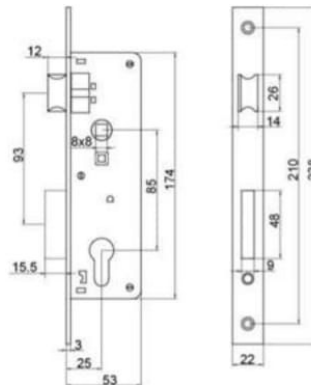
Series Fettuccine



## 1747

available backset:	25mm
hole centre:	85mm
follower:	8x8mm
forend & striker:	steel
common finishing:	CP, SN
latch:	zamak
deadbolt:	zamak

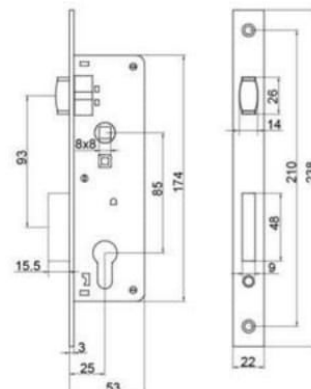
- for Euro profile cylinder with 15mm radius cam
- latch driven by both lever handle and cylinder
- deadbolt driven by cylinder, double-throw



## 1748

available backset:	25mm
forend & striker:	steel
common finishing:	CP, SN
roller:	brass
deadbolt:	zamak


- for Euro profile cylinder with 15mm radius cam
- roller with different heights available by adjusting the screw under the roller
- deadbolt driven by cylinder, double-throw





# Locks for Metallic

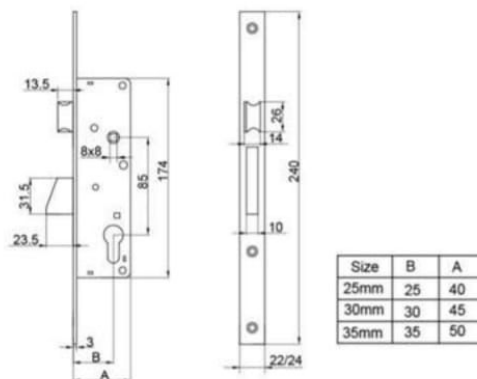
Series Fettuccine



## 1400

- available backset: 25, 30, 35mm
- hole centre: 85mm
- follower: 8x8mm
- forend & striker: steel, inox
- common finishing: NP, SN, SSS
- latch: zamak
- deadbolt: zamak

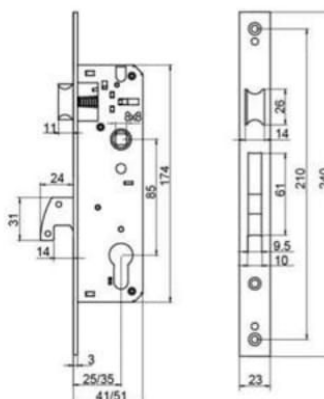
- for Euro profile cylinder with 15mm radius cam
- latch driven by both lever handle and cylinder
- swiveling deadbolt, driven by cylinder
- adjustable latch available



## 1340

- available backset: 25, 35mm
- hole centre: 85mm
- follower: 8x8mm
- forend & striker: inox
- common finishing: SSS
- latch: zamak
- hook: zamak, inox

- for Euro profile cylinder with 15mm radius cam
- latch driven by both lever handle and cylinder
- hook driven by cylinder
- only hook 1340H available



1340H

# Locks for Metallic

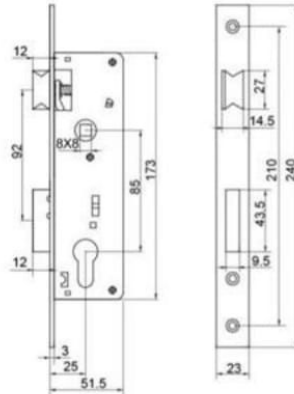
Series Latin



## 1701

■ available backset:	25,35mm
■ hole centre:	85mm
■ follower:	8x8mm
■ forend & striker:	steel
■ common finishing:	NP, CP
■ latch:	zamak
■ deadbolt:	steel

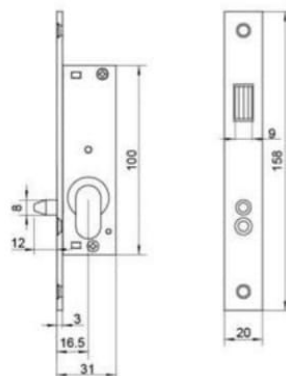
- for Euro profile cylinder with 15mm radius cam
- latch driven by both lever handle and cylinder
- deadbolt driven by cylinder, single-throw (backset 25mm)
- deadbolt driven by cylinder, double-throw (backset 35mm)



## 51165

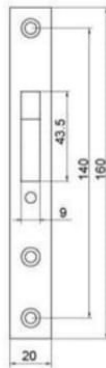
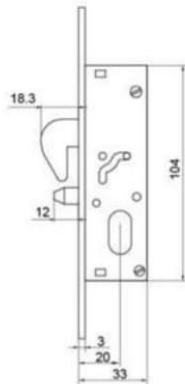
■ available backset:	16.5mm
■ forend & striker:	steel, inox
■ common finishing:	NP, CP, SN, SSS
■ deadbolt:	steel, laminated

- for small oval cylinder 2100S with 10.80mm radius cam
- door locked & unlocked by cylinder
- consolidated with steel pin to prevent the lock from lateral breaking
- autolocked model 51165A available



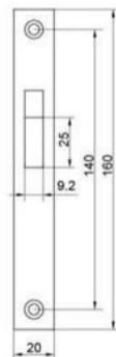
# Locks for Metallic

Series Nino



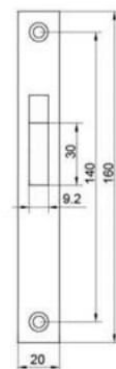
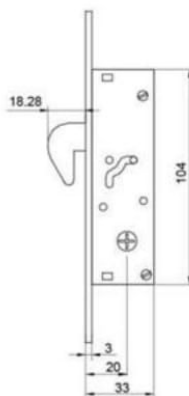
## 1680HP

- available backset: 20mm
- forend & striker: steel, inox
- common finishing: NP, CP, SSS
- hook: zamak
- for small oval cylinder 2100S with 11mm radius cam
- hook driven by cylinder
- consolidated with steel pin to prevent the lock from lateral breaking



## 1684CD

- available backset: 20mm
- forend & striker: steel, inox
- common finishing: NP, CP, SSS
- deadbolt: sintered steel
- 5 steel cross keys
- swiveling deadbolt



## 1684CH

- available backset: 20mm
- forend & striker: steel, inox
- common finishing: NP, CP, SSS
- hook: zamak
- 5 steel cross keys

# Locks for Metallic

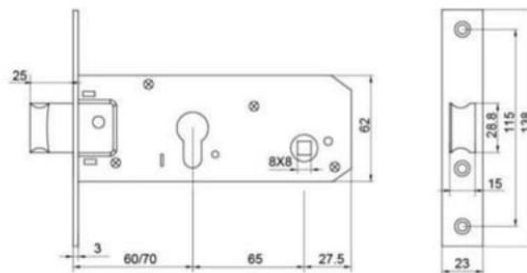
Series T-bone



## 1260

- available backset: 60, 70mm
- follower: 8x8mm
- forend & striker: steel, inox
- common finishing: NP, SSS
- latch: zamak

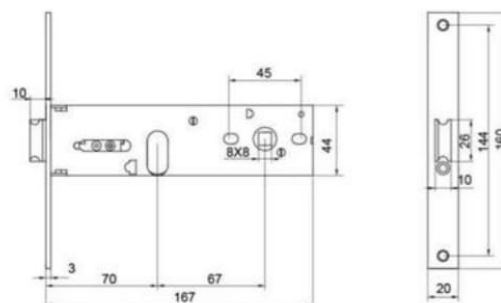
- for Euro profile cylinder with 15mm radius cam
- "1 for 2" solution enables the single-piece bolt to serve as a latch when it is not operated by key and as a deadbolt after one turn of key. As a latch, it is operated by handle and cylinder on both sides. As a deadbolt, it is operated by cylinder on both sides



## 1270

- available backset: 70mm
- follower: 8x8mm
- forend & striker: steel, inox
- common finishing: ZP, SN, SSS
- latch: brass

- for small oval cylinder 2100S with 11mm radius cam
- "1 for 2" solution enables the single-piece bolt to serve as a latch when it is not operated by key and as a deadbolt after one turn of key. As a latch, it is operated by handle and cylinder on both sides. As a deadbolt, it is operated by cylinder on both sides





# Locks for Metallic

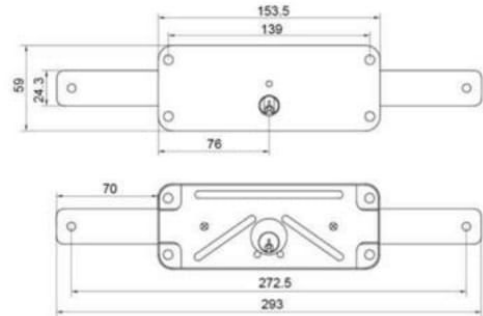
Series Boutique



1511AVS

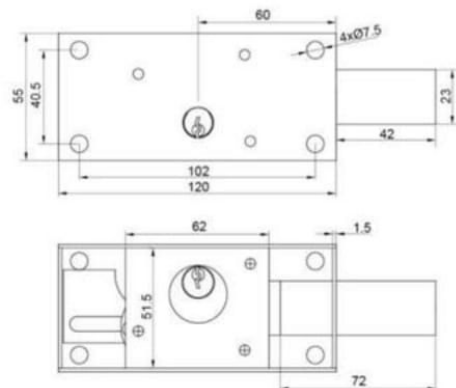
## 1511AV

- brass cylinder Ø25x15mm
- 3 brass/steel keys, nickel plated
- laminated steel bolts YZP
- gear mechanism inside
- 1511AVS with security cylinder available



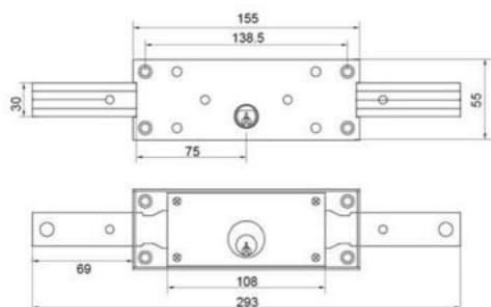
## 1200

- right handed and left handed
- brass cylinder Ø25x15mm
- 1 brass long key, 2 brass short keys, nickel plated
- laminated steel bolts YZP, double throw



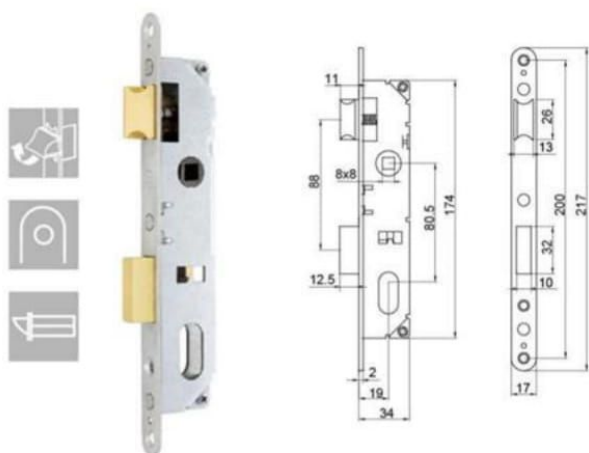
## C-1600

- 3 brass keys
- brass cylinder Ø25x13.5mm
- gear mechanism inside



# Locks for Metallic

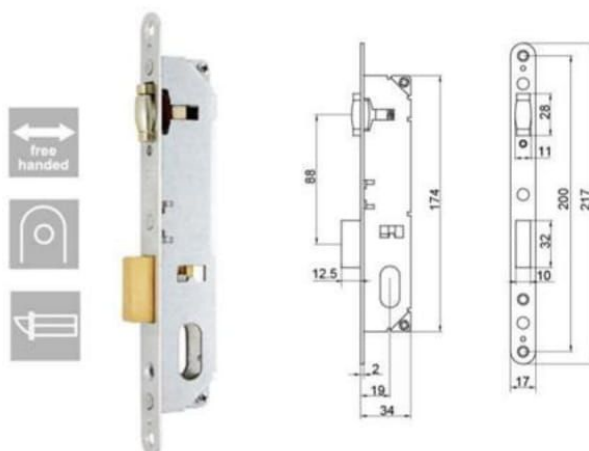
Series Fairy



## 1218

■ available backset:	19mm
■ hole centre:	80.5mm
■ follower:	8x8mm
■ forend & striker:	galvanized steel
■ latch:	brass
■ deadbolt:	steel

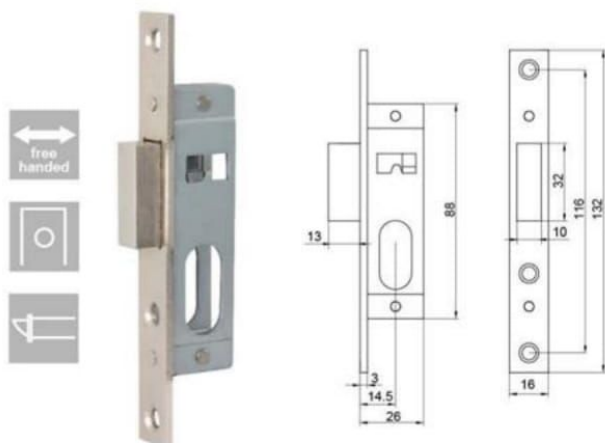
- for small oval cylinder 2100S with 11mm radius cam
- latch driven by lever handle only
- deadbolt driven by cylinder, single-throw



## 1219

■ available backset:	19mm
■ forend & striker:	galvanized steel
■ roller:	steel
■ deadbolt:	steel

- for small oval cylinder 2100S with 11mm radius cam
- roller with different heights available by adjusting the screw under the roller
- deadbolt driven by cylinder, single-throw



## 1214

■ available backset:	14.5mm
■ forend & striker:	steel
■ common finishing:	ZP, NP, SN
■ deadbolt:	zamak

- for small oval cylinder 2100S with 11mm radius cam
- deadbolt driven by cylinder, single-throw

# Locks for Metallic

Series Damas Compact

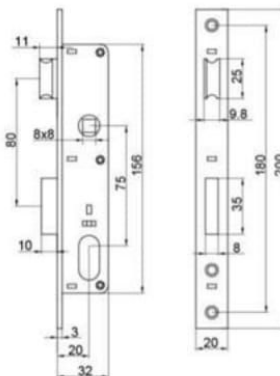


1220R

## 1220

available backset:	20mm
hole centre:	75mm
follower:	8x8mm
forend & striker:	steel
common finishing:	BP, SN
latch:	brass
deadbolt:	brass

- for small oval cylinder 2100S with 11mm radius cam
- latch driven by lever handle only
- deadbolt driven by cylinder, single-throw

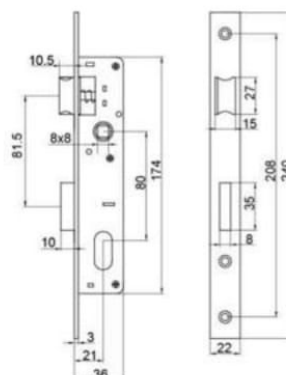


1250R

## 1250

available backset:	21mm
hole centre:	80mm
follower:	8x8mm
forend & striker:	steel
common finishing:	ZP, BP, CP
latch:	brass
deadbolt:	brass

- for small oval cylinder 2100S with 11mm radius cam
- latch driven by lever handle only
- deadbolt driven by cylinder, single-throw



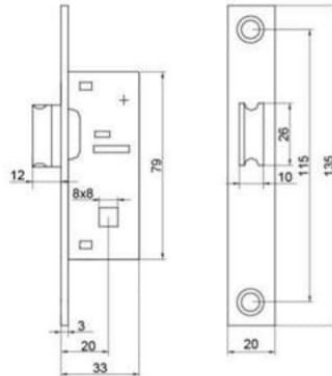
# Locks for Metallic

Series Damas Compact



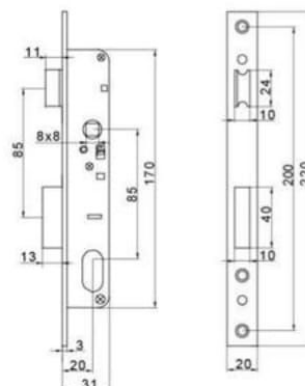
## 1205L

- available backset: 20mm
- follower: 8x8mm
- common finishing: CP
- latch: brass



## 1221

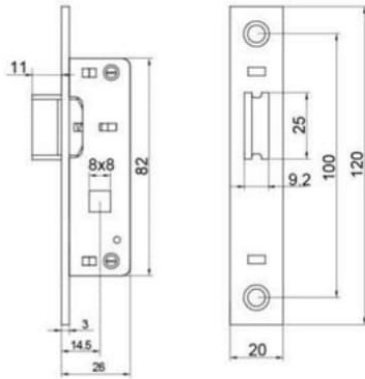
- available backset: 20mm
  - hole centre: 85mm
  - follower: 8x8mm
  - forend & striker: steel
  - common finishing: BP, SN
  - latch: brass, zamak (optional)
  - deadbolt: zamak
- for small oval cylinders 2100S with 11 mm radius cam  
 ■ latch driven by both lever handle and cylinder  
 ■ deadbolt driven by cylinder, single-throw



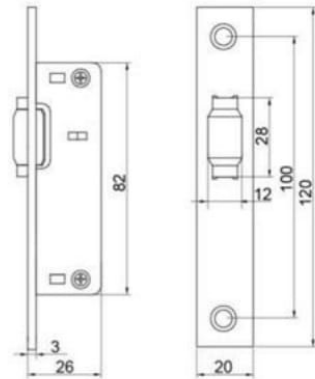


# Locks for Metallic

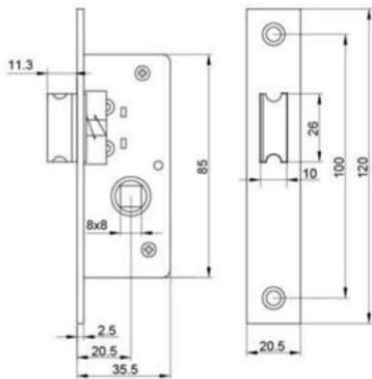
Series Damas Compact



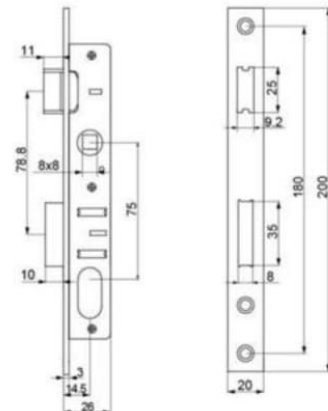
1201



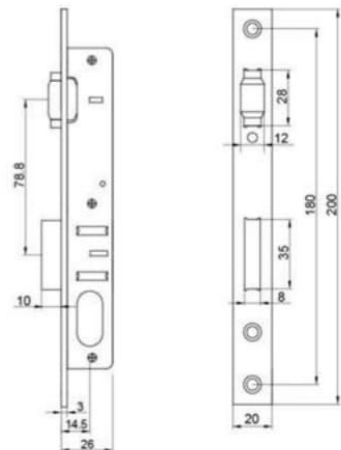
1202



1250P



1203



1204

# Locks for Metallic

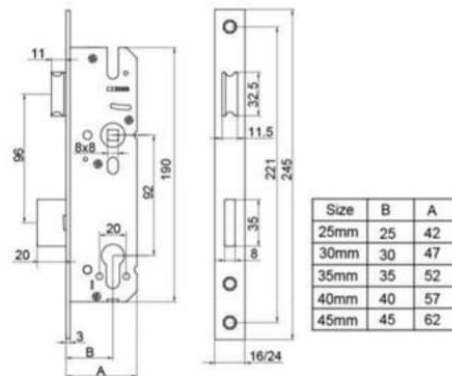
Series German ALU-PVC



## 1149

- available backset: 25, 30, 35, 40, 45mm
- hole centre: 92mm
- follower: 8x8mm
- forend & striker: steel
- common finishing: CP, NP
- latch: zamak
- deadbolt: zamak

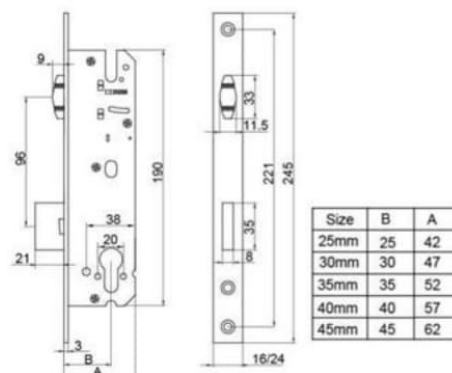
- for Euro profile cylinder with 15mm radius cam
- latch driven by both lever handle and cylinder
- deadbolt driven by cylinder, single-throw



## 1151

- available backset: 25, 30, 35, 40, 45mm
- forend & striker: steel
- common finishing: CP, NP
- roller: brass
- deadbolt: zamak

- for Euro profile cylinder with 15mm radius cam
- roller driven by both lever handle and cylinder
- roller with different heights available by adjusting the screw under the roller
- deadbolt driven by cylinder, single-throw



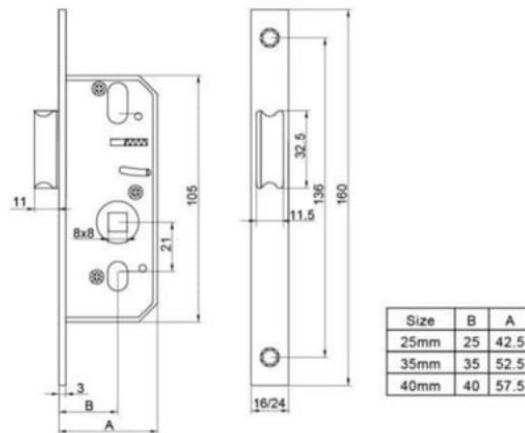
# Locks for Metallic

Series German Aux



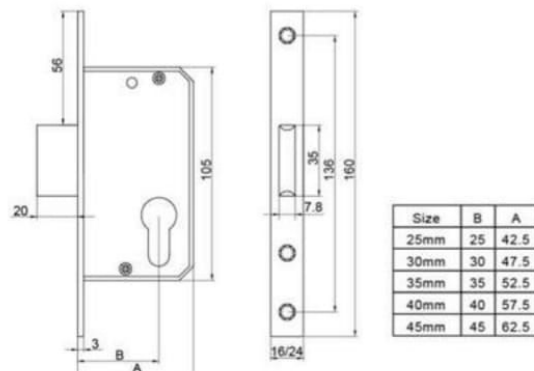
## 1168

- available backset: 25, 30, 35, 40, 45mm
- follow: 8x8mm
- forend & striker: steel
- common finishing: CP, NP
- deadbolt: zamak
- latch driven by lever handle

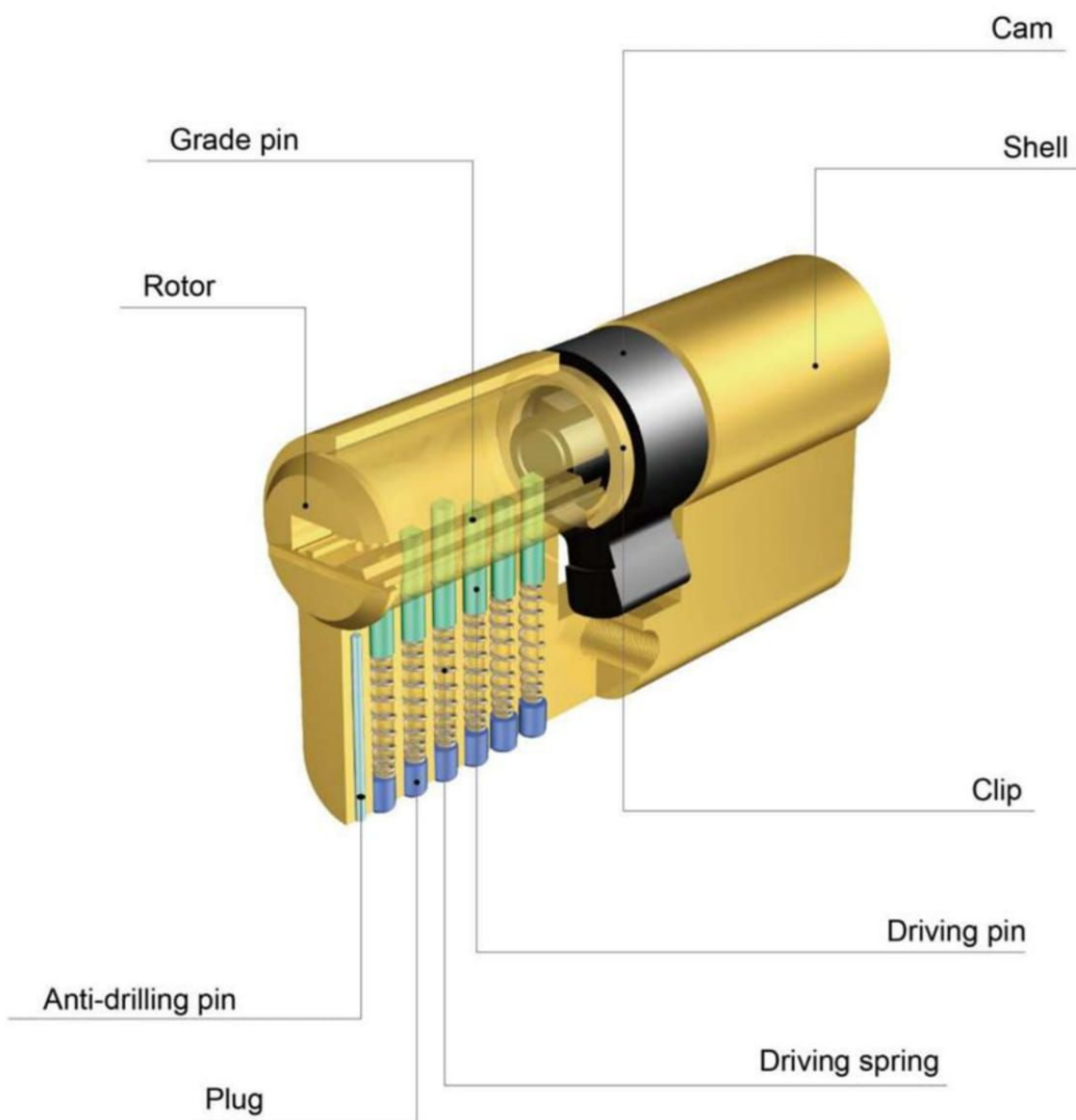


## 1150

- available backset: 25, 30, 35, 40, 45mm
- forend & striker: steel
- common finishing: CP, NP
- deadbolt: zamak
- for Euro profile cylinder with 15mm radius cam
- deadbolt driven by cylinder, single-throw



# Glossary of Cylinders





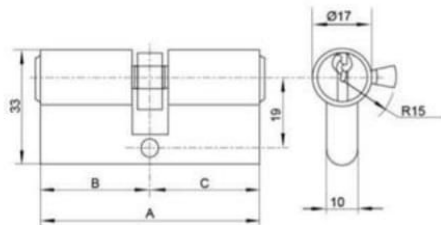
# Brass Cylinders

Series Standard



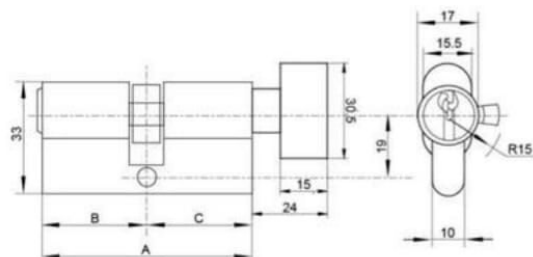
## 2200

- Euro profile, key-key type
- 5+5 pins (6+6 pins as option)
- 3 brass keys, nickel plated
- brass pins & inox springs for high precision and long service time
- shoulder groove milled in the cylinder face that receives the key shoulder to improve torque transmission for easy opening and better protection of the keys
- sintered steel cam stops at 30° out of cylinder body when key is pulled out, prevents the cylinder from being drawn out of lock by force
- key alike(KA) and master keyed(MK) cylinders available



## 2200T

- Euro profile, key-knob type
- 5 pins (6 pins as option)
- 3 brass keys, nickel plated
- brass pins & inox springs for high precision and long service time
- shoulder groove milled in the cylinder face that receives the key shoulder to improve torque transmission for easy opening and better protection of the keys
- specify knob type (see page 104)



# Brass Cylinders

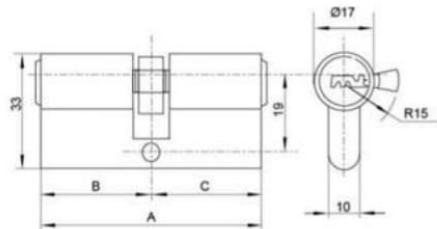
Series Security



X1

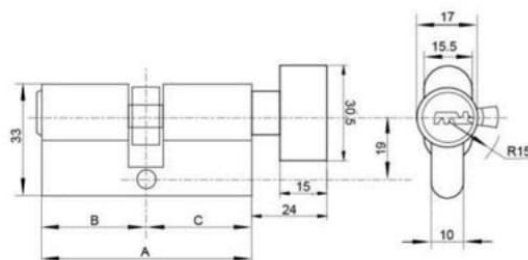
## 2300

- Euro profile, key-key type
- 6+6 pins
- 5 dimpled brass keys allow free insertion, nickel plated
- long key shoulder for the use of cylinder with security escutcheon
- brass pins & inox springs for high precision and long service time
- tempered steel or inox anti-drilling pins in both sides of cylinder
- shoulder groove milled in the cylinder face that receives the key shoulder to improve torque transmission for easy opening and better protection of the keys
- sintered steel cam stops at 30° out of cylinder body when key is pulled out, prevents the cylinder from being drawn out of lock by force



## 2300T

- Euro profile, key-knob type
- 6 pins
- 5 dimpled brass keys allow free insertion, nickel plated
- long key shoulder for the use of cylinder with security escutcheon
- brass pins & inox springs for high precision and long service time
- tempered steel or inox anti-drilling pins in the side of key
- shoulder groove milled in the cylinder face that receives the key shoulder to improve torque transmission for easy opening and better protection of the keys
- sintered steel cam stops at 30° out of cylinder body when key is pulled out, prevents the cylinder from being drawn out of lock by force
- specify knob type (see page 104)



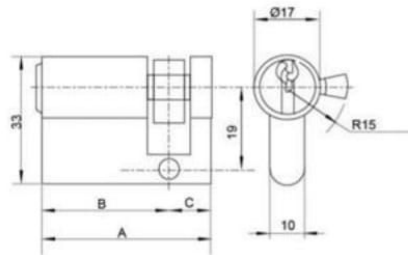
# Brass Cylinders

Series Standard



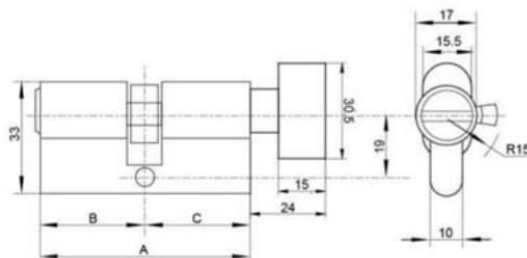
## ■ 2200H

- Euro profile, single type
- 5 pins
- 3 brass keys, nickel plated
- brass pins & inox spring for high precision and long service time
- shoulder groove milled in the cylinder face that receives the key shoulder to improve torque transmission for easy opening and better protection of the keys



## ■ 2200B

- Euro profile, coin groove - knob type
- for bathroom
- specify knob type (see page 103)



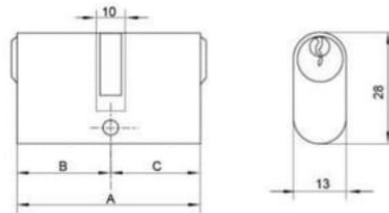
# Brass Cylinders

Series Oval



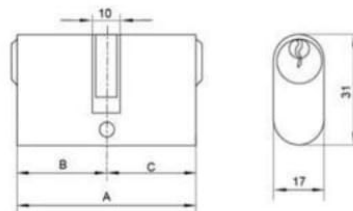
## 2100S

- key-key type
- 5+5 pins
- 3 brass keys, nickel plated
- sintered steel cam in radius 11.0mm
- key-knob also available



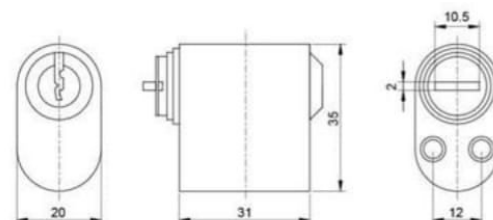
## 2100

- according to British norm
- key-key type
- 5+5 pins
- 3 brass keys, nickel plated
- brass pins & inox springs for high precision and long service time
- sintered steel cam stopping at 30° out of cylinder body when key is pulled out, prevents the cylinder from being drawn out of lock by force
- key alike (KA) and master keyed (MK) cylinders available



## 2400

- according to Scandinavian norm, applicable to the lock 4565
- single outside
- 7 pins
- 3 cupronickel keys (nickel plated brass keys for economy purpose)
- sharp angled key-cutting and narrow cylinder-processing with a high precision up to 0.03mm, which ensures the cylinders/keys are tame to the keys/cylinders existing there
- with transmission bar to drive mechanism of lock



sharp angled  
key-cutting



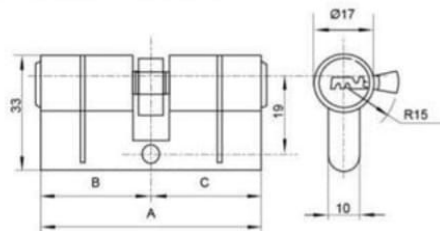
# Brass Cylinders

Series Security



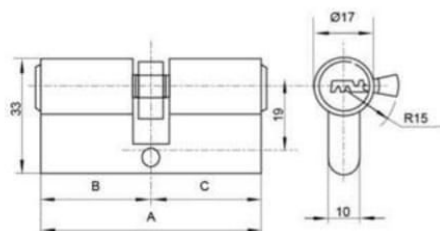
## 2300 AS (anti-snap)

- Euro profile
- a steel plate inserted in each side of cylinder
- anti-drilling pins in each side of cylinder
- durability up to 100,000 cycles
- passed fire test according to EN1634
- function preserved at temperature from -20°C to +80°C
- a pre-determined snap point in front of the fixing point to prevent the cylinder from being wholly damaged by force and keep the remaining still in the door and still working
- 2200 anti-snap available



## 2300 double-opening

- Euro profile, key-key type
- 6+6 pins
- 5 dimpled brass keys allow free insertion, nickel plated
- long key shoulder for the use of cylinder with security escutcheon
- brass pins & inox springs for high precision and long service time
- tempered steel or inox anti-drilling pins in both sides of cylinder
- shoulder groove milled in the cylinder face that receives the key shoulder to improve torque transmission for easy opening and better protection of the keys
- sintered steel cam stopping at 30° out of cylinder body when key is pulled out, prevents the cylinder from being drawn out of lock by force
- key can enter the cylinder and drive the cam even if there is a key already inserted on the other side
- 2200 double-opening available

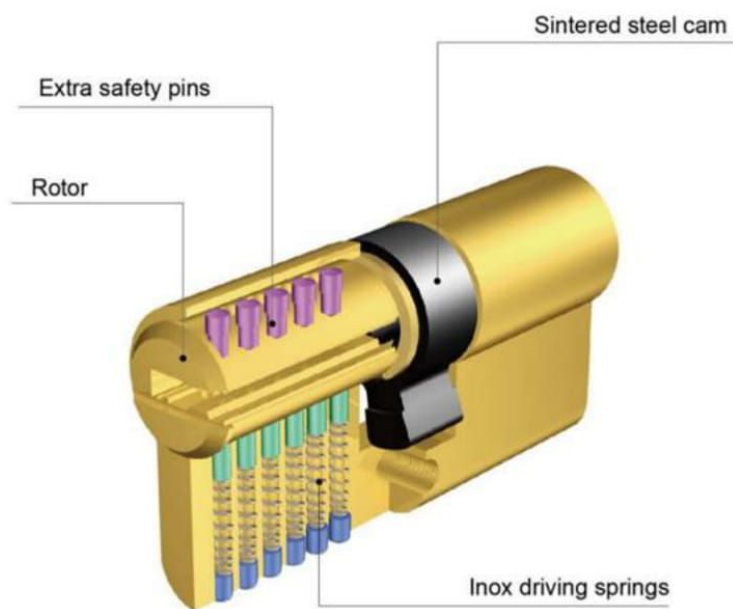


# Brass Cylinders

Series X

## X2

- Euro profile, key-key type
- 6+6 pins and extra safety pins in the top: two opposing rows of locking pins high privacy and strong resistance against picking, manipulating of the keys
- 5 dimpled brass keys allow free insertion, nickel plated
- long key shoulder for the use of cylinder with security escutcheon
- brass pins & inox springs for high precision and long service time
- sintered steel cam stops at 30° out of cylinder body when key is pulled out, prevents the cylinder from being drawn out of lock by force

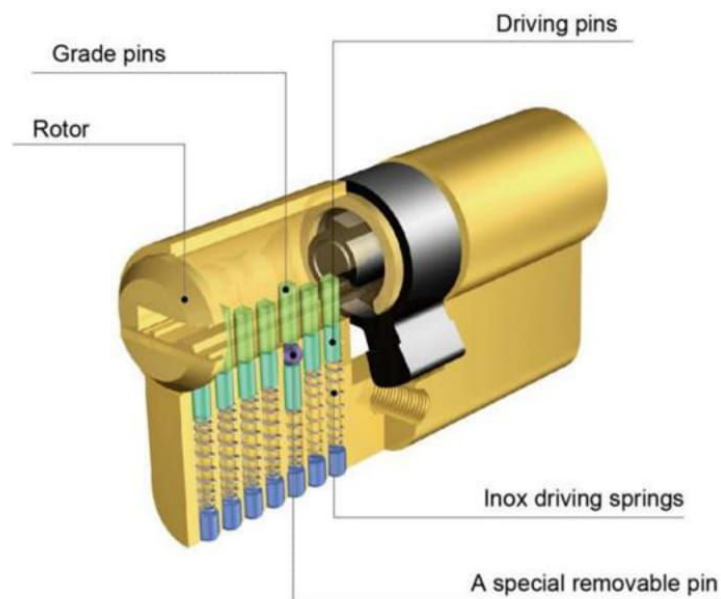


# Brass Cylinders

## Series X

### X4

- with a special removable pin inside, cylinders with AB keys can provide an ideal safety solution for family which leaves keys to workers for home decoration, if following the below instruction correctly



- each cylinder has keys A with red hand-grip, keys B with green hand-grip (quantities of keys A and B as per customer's need)



### Instructions:

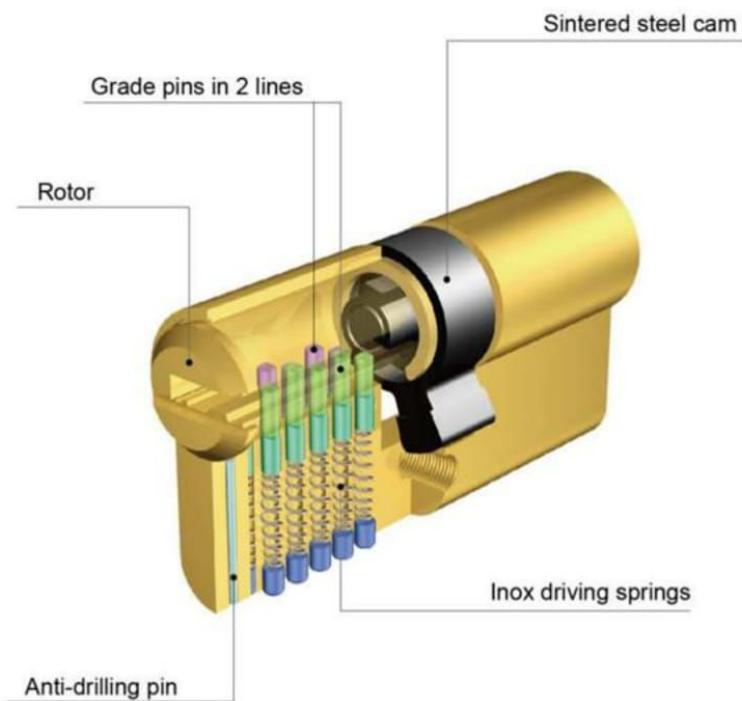
- keys A are for decoration company or workers
- keys B are for owner
- security upgrade: after the inspection and acceptance of decoration work, insert keys B, turn 270°, take it off, then keys A are deactivated
- keys B can only be used after security upgrade, otherwise, keys A cannot be used anymore

# Brass Cylinders

Series X

## ■ X10-S

- Euro profile, key-key type
- 10 pins positioned in 2 lines
- 5 dimpled brass keys allow free insertion, nickel plated
- long key shoulder for the use of cylinder with security escutcheon
- brass pins & inox springs for high precision and long service time
- sintered steel cam stops at 30° out of cylinder body when key is pulled out, prevents the cylinder from being drawn out of lock by force





# Brass Cylinders

## Series X

### X10-A

- staggered key profile against illegal duplication
- first-class components for perfect performance
- combinations up to 20,000,000 differs
- durability up to 200,000 cycles
- 5 nickel plated brass keys in thickness 3.00mm
- 1 security card to register key-code



key cutting tolerance within 0.03mm



inox Plugs



inox Driving Springs



♦ 10+10 brass Pins in 2 lines  
♦ ranged in maximum 9 heights  
♦ tolerance within 0.03mm



manganese steel Clips



anti-drilling by concealed steel Pins



cold steel Cam with hardness 80°

#1		4.20(mm)
#2		4.58(mm)
#3		4.96(mm)
#4		5.34(mm)
#5		5.72(mm)
#6		6.10(mm)
#7		6.48(mm)
#8		6.86(mm)
#9		7.24(mm)

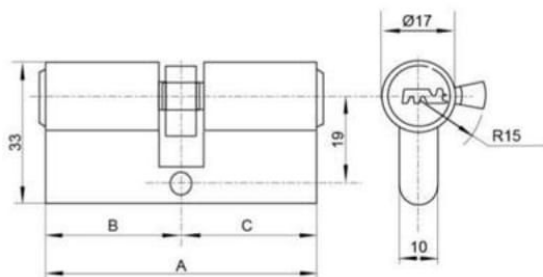
optional: 1) hammering-resistance 2) picking-resistance

# Brass Cylinders

Series X

## X16

- Euro profile, key-key type
- 10 main pins positioned in 2 lines, assisted by safety slot pins ensuring high privacy and strong resistance against picking and manipulating of the keys
- combinations up to 10,000,000 differs
- 5 dimpled brass keys allow free insertions, nickel plated
- tempered steel or inox anti-drilling pins in both sides of cylinder
- long key shoulder for the use of cylinder with security escutcheon
- brass pins & inox springs for high precision and long service time
- sintered steel cam stops at 30° out of cylinder body when key is pulled out, prevents the cylinder from being drawn out of the lock by force

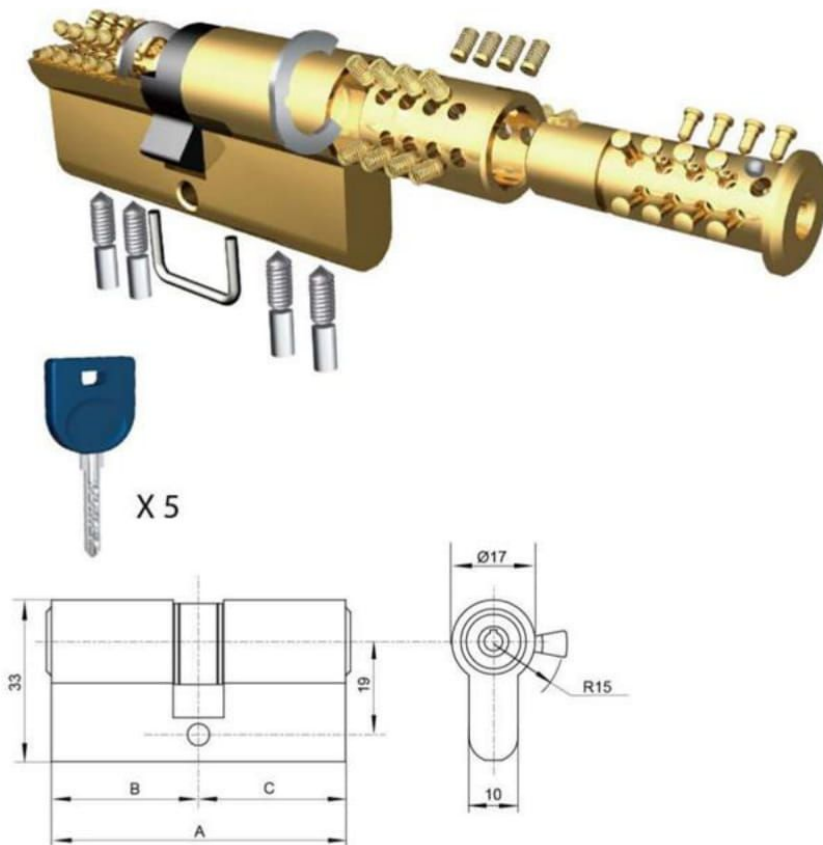


# Brass Cylinders

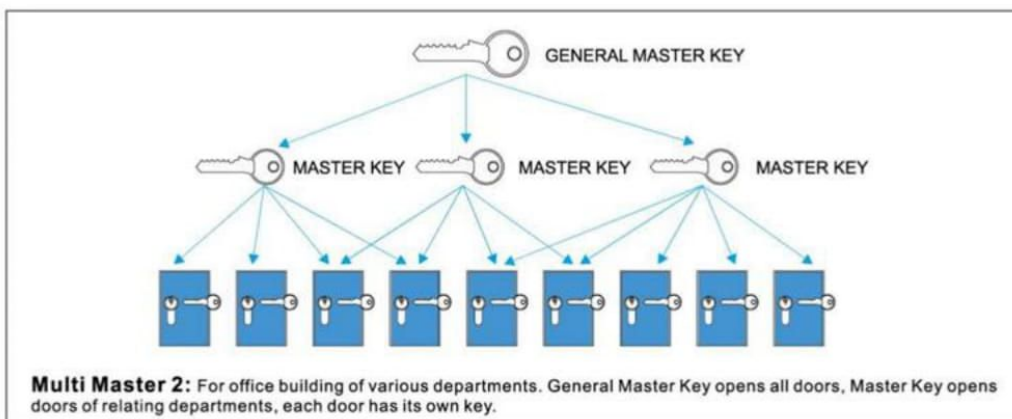
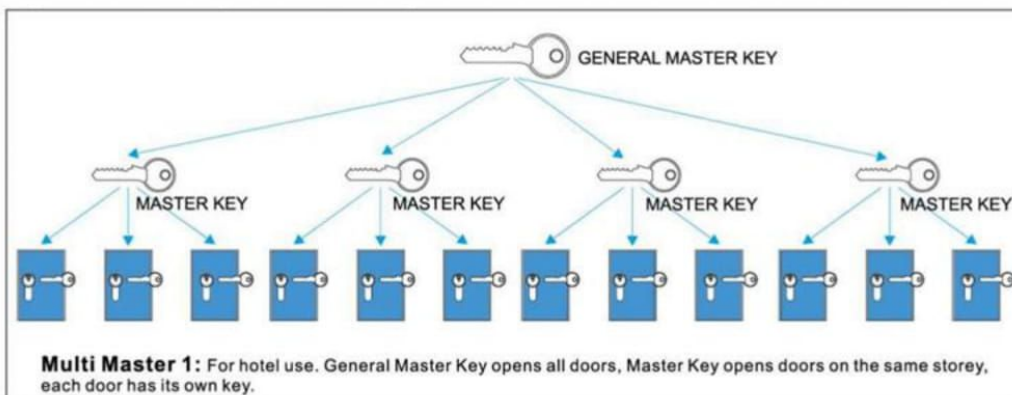
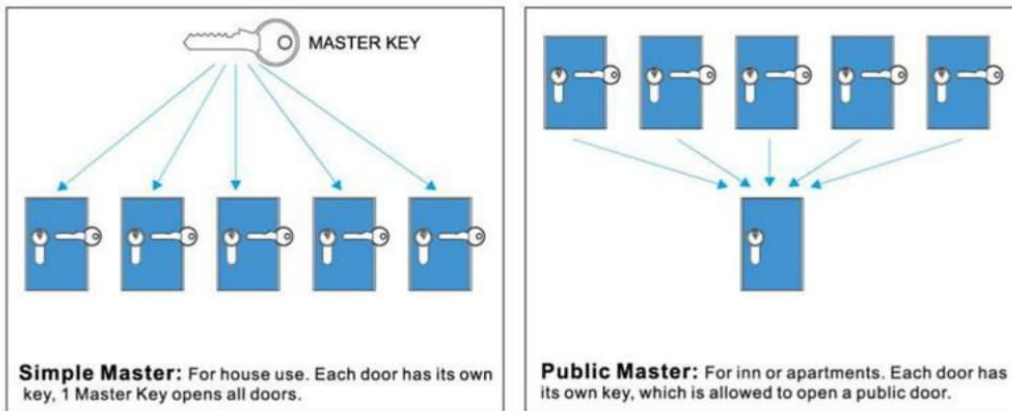
Series X

## X18U

- 16 high-accuracy mushroom grade pins
- more than 30,000,000 key combinations
- opened by original key only
- anti-drilling by 2 concealed steel pins
- anti-breaking by U-type stainless steel reinforcing bar
- perfect security to family and property

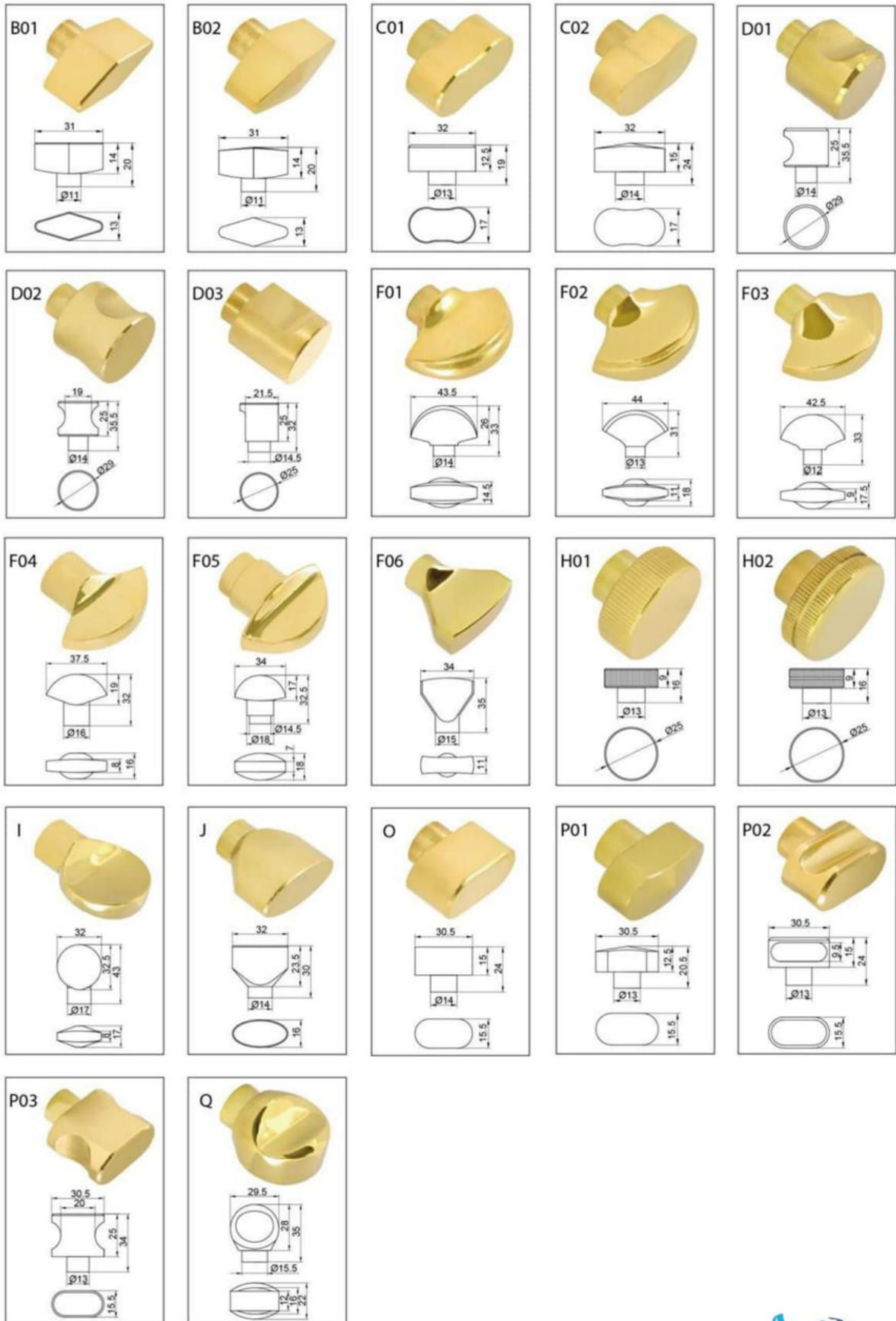


# Master keys





# Optional knobs



# Rim Locks

Series 105, 50125

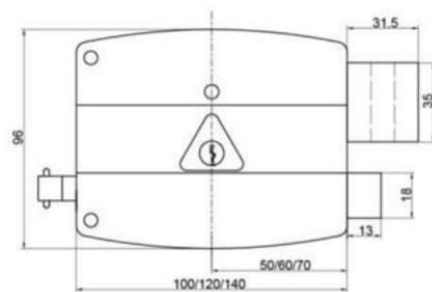


105S

## 105

- available backset: 50, 60, 70mm
- interior cylinder: brass, triangular
- exterior cylinder: brass + tube, Ø25x50mm
- latch: brass
- deadbolt: brass/iron, triple-throw

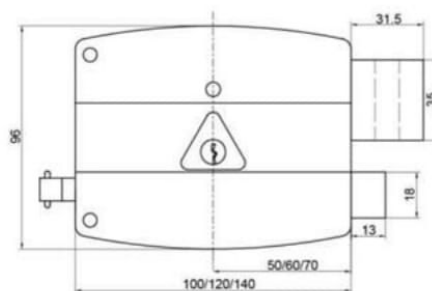
- 3 standard keys in brass
- economy versions available
- specify the direction when ordering



## 50125

- available backset: 50, 60, 70mm
- interior cylinder: brass, triangular
- exterior cylinder: brass loose cylinder
- latch: brass
- deadbolt: brass, triple-throw

- 3 standard keys in brass
- specify the direction when ordering



# Rim Locks

Series 106, 6682

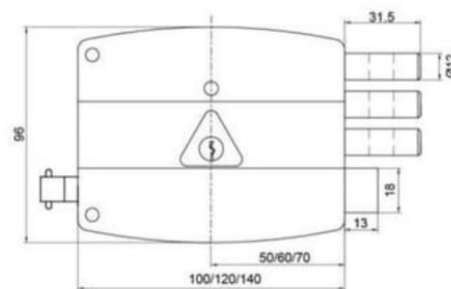


106S

## 106

- available backset: 50, 60, 70mm
- interior cylinder: brass, triangular
- exterior cylinder: brass + tube, Ø25x50mm
- latch: brass
- deadbolt: 3 steel round bolts, triple-throw

- 3 standard keys in brass
- specify the direction when ordering

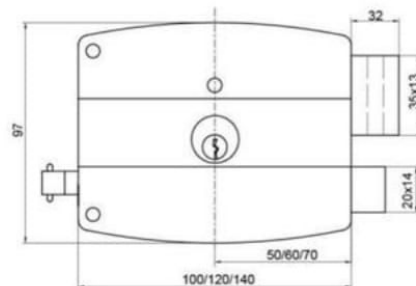


6682S

## 6682

- available backset: 50, 60, 70mm
- interior cylinder: brass, round
- exterior cylinder: brass + tube, Ø25x50mm
- latch: brass
- deadbolt: brass/iron, triple-throw

- 3 standard keys in brass
- economy versions available
- specify the direction when ordering



# Rim Locks

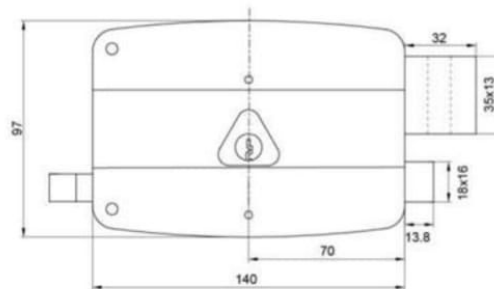
Series 157A, 158AG



## 157A

- available backset: 70mm
- interior cylinder: brass, triangular
- exterior cylinder: brass + tube, Ø25x50mm, 6 pins
- latch: brass
- deadbolt: brass, triple-throw

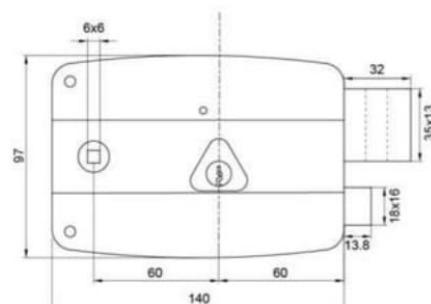
- 3 standard keys in brass
- latch reversible for both inwards and outwards opening
- specify the direction when ordering



## 158AG

- available backset: 60mm
- follower: 6x6mm
- interior cylinder: brass, triangular
- exterior cylinder: brass + tube, Ø25x50mm
- latch: brass
- deadbolt: brass, triple-throw

- 3 standard keys in brass
- specify the direction when ordering





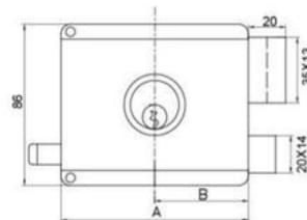
# Rim Locks

Series 630, 660



## 630

- available backset: 50, 60, 70mm
- interior cylinder: brass
- exterior cylinder: brass, Ø25x50mm
- latch: brass
- deadbolt: brass, double-throw
- 3 standard brass keys
- fixed or loose type available
- specify the direction when ordering

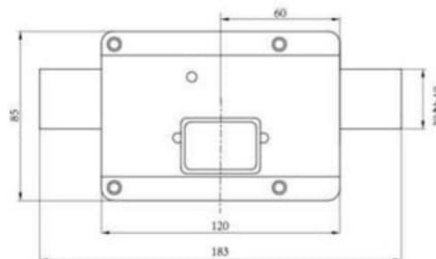


Size A	Backset B
100mm	50mm
120mm	60mm
140mm	70mm



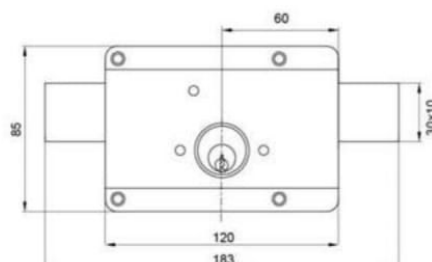
## 660B

- available backset: 60mm
- exterior cylinder: brass + tube, Ø25x50mm
- deadbolt: steel bar, six-throw
- 3 standard keys in brass
- turn knob operates the bolt from inside



## 660D

- available backset: 60mm
- interior cylinder: brass
- exterior cylinder: brass + tube, Ø25x50mm
- deadbolt: steel bar, six-throw
- 3 standard keys in brass



# Rim Locks

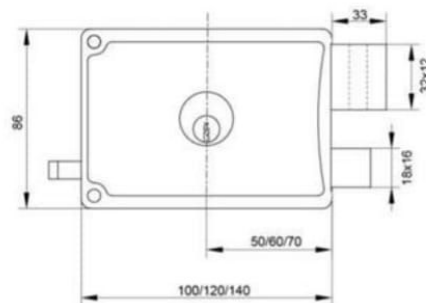
Series 2020



## 2020

- available backset: 50, 60, 70mm
- interior cylinder: brass
- exterior cylinder: brass + tube, Ø25x50mm
- latch: brass
- deadbolt: steel YZP, triple-throw

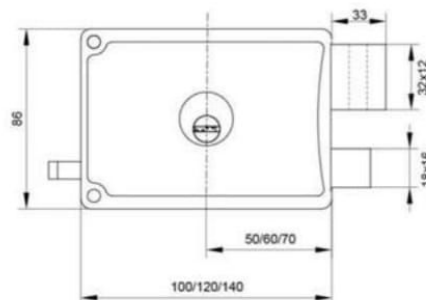
- 3 standard keys in brass
- specify the direction when ordering



## 2020S

- available backset: 50, 60, 70mm
- interior cylinder: brass
- exterior cylinder: brass + tube, Ø25x50mm
- latch: brass
- deadbolt: steel YZP, triple-throw

- 5 security keys in brass
- specify the direction when ordering



# Rim Locks

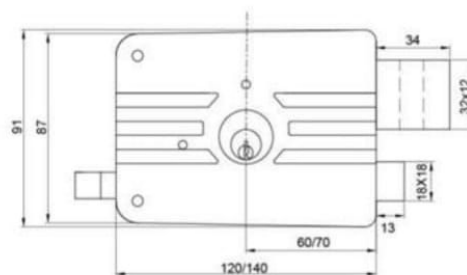
Series 9001



## 9001

- available backset: 60, 70mm
- interior cylinder: brass
- exterior cylinder: brass + tube, Ø25x50mm
- latch: brass
- deadbolt: steel, triple-throw

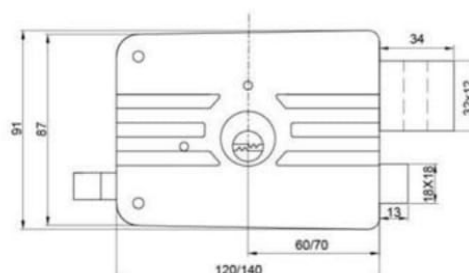
- 3 standard keys in brass
- key can operate both latch and deadbolt from inside
- specify the direction when ordering



## 9001S

- available backset: 60, 70mm
- interior cylinder: brass
- exterior cylinder: brass + tube, Ø25x50mm
- latch: brass
- deadbolt: steel, triple-throw

- 5 security keys in brass
- key can operate both latch and deadbolt from inside
- specify the direction when ordering



# Rim Locks

Series 3425, 3125

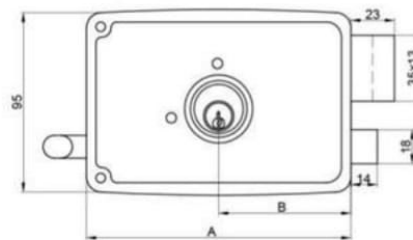


3425S

## 3425

- available backset: 42, 50, 60, 70mm
- interior cylinder: zamak, with steel shield BP
- exterior cylinder: brass + tube, Ø25x50mm
- latch: zamak
- deadbolt: zamak, double-throw

- 3 standard keys in brass
- key can operate both latch and deadbolt from inside
- interior cylinder in other shape & lockcase in other color available
- specify the direction when ordering



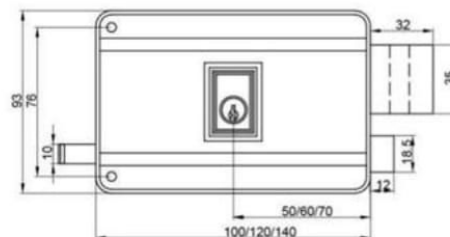
Size A	Backset B
80mm	42mm
100mm	50mm
120mm	60mm
140mm	70mm



## 3125

- available backset: 50, 60, 70mm
- interior cylinder: brass
- exterior cylinder: brass + tube, Ø25x50mm
- latch: brass
- deadbolt: brass, three-throw

- 3 standard keys in brass
- key can operate both latch and deadbolt from inside
- specify the direction when ordering





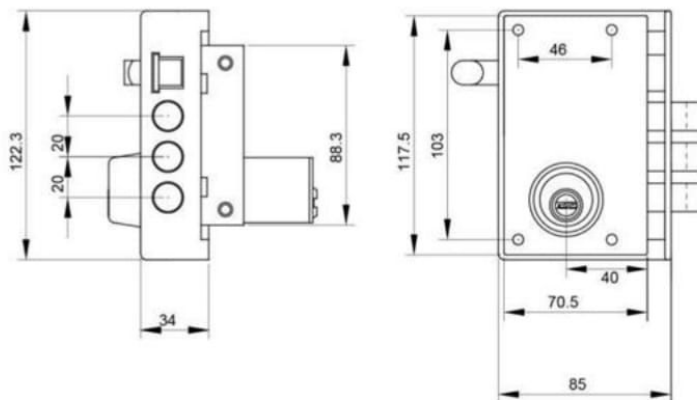

# Rim Locks

Series 4500S

## 4500S

■ available backset:	40mm
■ interior cylinder:	zamak, with steel shield BP
■ exterior cylinder:	brass + tube, Ø32x56mm
■ latch:	zamak
■ deadbolt:	3 steel round bolts, double-throw

- 5 security keys in brass
- heavy-duty brass escutcheon optional
- "insert" striker for extra security
- security chain on request
- specify the direction when ordering



# Rim Locks

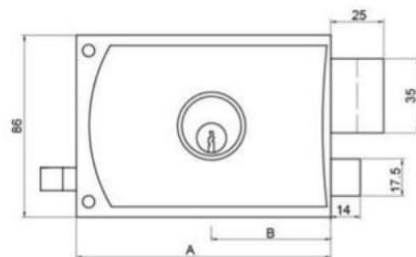
Series 720



## 720A/2000

- available backset: 44, 54, 64, 74mm
- interior cylinder: brass, with steel shield
- exterior cylinder: brass + tube, Ø25x40mm
- latch: brass
- deadbolt: brass, double-throw

- 3 standard keys in steel/brass
- specify the direction when ordering
- economy versions with cylinders/latch/deadbolt in steel/zamak available
- right-handed 2000 60mm available



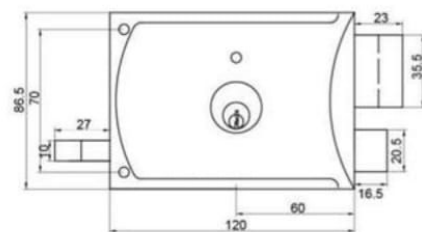
Size A	Backset B
80mm	44mm
100mm	54mm
120mm	60mm
120mm	64mm
140mm	74mm



## 720P

- available backset: 60mm
- interior cylinder: brass
- exterior cylinder: zamak + tube, Ø25x40mm
- latch: zamak
- deadbolt: steel

- 3 standard keys in brass
- right hand



# Rim Locks

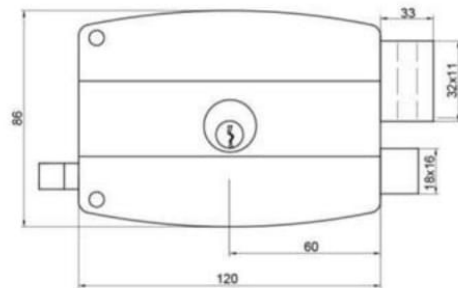
Series 6683, 6175



## 6683

■ available backset:	60mm
■ interior cylinder:	brass
■ exterior cylinder:	brass + tube, Ø25x50mm
■ latch:	brass
■ deadbolt:	brass, triple-throw

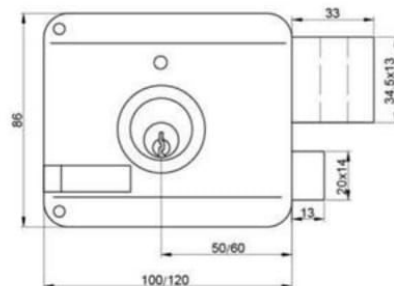
- 3 standard keys in brass
- brass latch puller rotatable for self-holding the latch
- specify the direction when ordering



## 6175

■ available backset:	50, 60mm
■ interior cylinder:	brass, with steel shield
■ exterior cylinder:	brass + tube, Ø25x50mm
■ latch:	brass
■ deadbolt:	brass, triple-throw

- 3 standard keys in brass
- latch reversible for both inwards and outwards opening by simply pulling out the latch and replacing it
- specify the direction when ordering



# Rim Locks

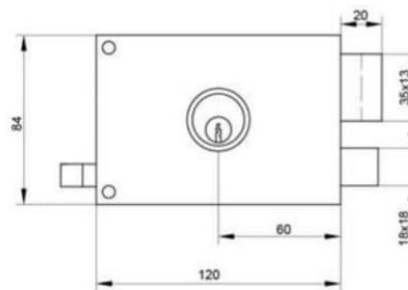
Series 1868, 1869



## 1868

- available backset: 60mm
- interior cylinder: brass
- exterior cylinder: brass + tube, Ø25x50mm
- latch: brass
- deadbolt: brass, double-throw

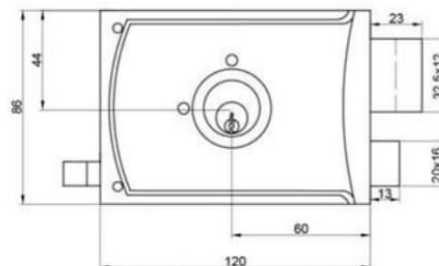
- 3 standard keys in brass
- interior cylinder with steel shield black finishing
- specify the direction when ordering



## 1869

- available backset: 60mm
- interior cylinder: brass
- exterior cylinder: brass + tube, Ø25x50mm
- latch: brass
- deadbolt: steel, double-throw

- 3 standard keys in brass
- key can operate both latch and deadbolt from inside
- interior cylinder with steel shield brass plated
- specify the direction when ordering





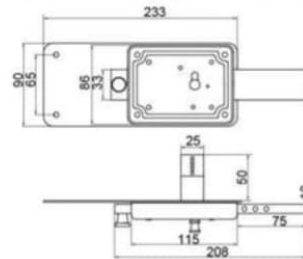
# Rim Locks

Series 6-turn, 8-turn



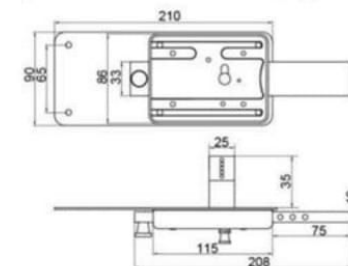
## P60

- available backset: 51.5mm
- exterior cylinder: brass + tube, Ø25x50mm
- deadbolt: steel bar with a knob, six-throw
- 3 standard keys in brass
- security button can hold and release the bolt inside the door
- specify the direction when ordering



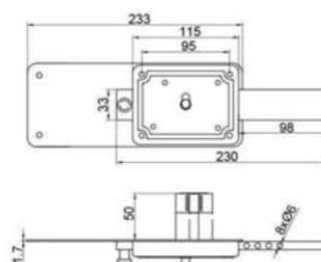
## P61

- available backset: 51.5mm
- exterior cylinder: brass + tube, Ø25x35mm
- deadbolt: steel bar with a knob, six-throw
- 3 standard keys in brass
- security button can hold and release the bolt inside the door
- specify the direction when ordering



## P80

- available backset: 46.5, 51.5, 62.5, 67.5mm
- exterior cylinder: brass + tube, Ø25x50mm
- deadbolt: steel bar with a knob, eight-throw
- 3 standard keys in brass
- security button can hold and release the bolt inside the door
- specify the direction when ordering



# Rim Locks

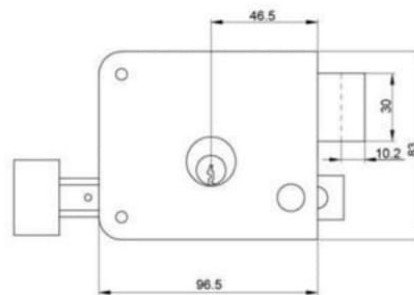
Series MEX



## 5715

■ available backset:	46.5mm
■ interior cylinder:	brass
■ exterior cylinder:	brass + tube, Ø32x46mm
	fixed or loose type
■ latch:	zamak
■ deadbolt:	zamak, double-throw

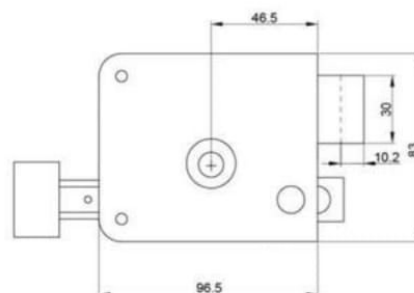
- 2 standard keys in brass
- security button inside for deadlocking the latch
- specify the direction when ordering



## 5720

■ available backset:	46.5mm
■ interior cylinder:	brass
■ exterior cylinder:	brass + tube, Ø32x46mm
	fixed or loose type
■ latch:	zamak
■ deadbolt:	zamak, double-throw

- 3 cross keys in steel
- security button inside for deadlocking the latch
- specify the direction when ordering



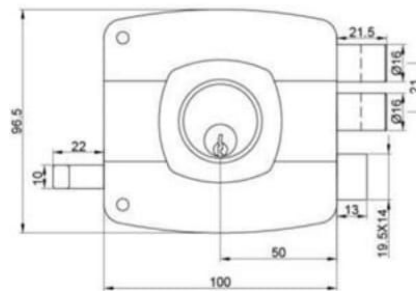
# Rim Locks

Series CHI



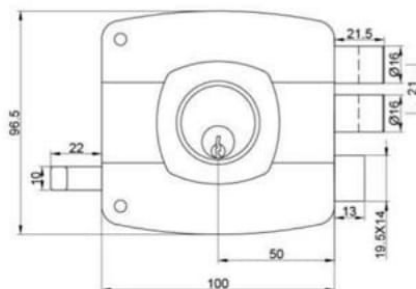
## 5631

- available backset: 50mm
- interior cylinder: brass, with steel shield
- exterior cylinder: brass loose cylinder
- latch: brass
- deadbolt: 2 steel round bolts, double throw
- 3 standard keys in brass
- latch reversible for both inward and outward doors
- deadbolts have perfect anti-saw features, provide extra security
- specify the direction when ordering



## 5634

- available backset: 50mm
- interior cylinder: brass, with steel shield
- exterior cylinder: brass fixed cylinder
- latch: brass
- deadbolt: 2 steel round bolts, double throw
- 3 standard keys in brass
- latch reversible for both inward and outward doors
- deadbolts have perfect anti-saw features, provide extra security
- specify the direction when ordering



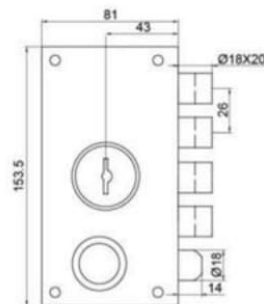
# Rim Locks

Series 1710, 1712



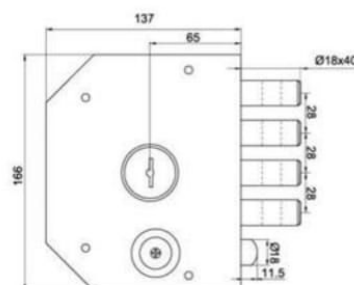
## 1710

- available backset: 43mm
  - interior cylinder: zamak
  - exterior cylinder: zamak with steel tube protector
  - latch: steel
  - deadbolt: 4 steel round bolts
  - button: steel
- 3 security keys in brass, 4 pin system
  - Interior and exterior cylinders driven by key to operate both latch and bolts, button inside to move horizontally to operate the latch
  - "the security solution" features:
    - › heavy-duty lockcase and components
    - › special keyway with duplicating available only by the authorized professionals
    - › disc-driving system to operate bolts all the way with max stability



## 1712

- available backset: 65mm
  - interior cylinder: zamak with nylon / zamak shield
  - exterior cylinder: zamak with steel tube protector
  - latch: steel, CP
  - deadbolt: 4 steel round bolts
  - button: nylon, steel (optional)
- 5 security keys in brass, 4(5) pin system
  - interior and exterior cylinders driven by key to operate both latch and bolts, button inside to move horizontally to operate the latch
  - "the security solution" features:
    - › heavy-duty lockcase and components
    - › special keyway with duplicating available only by the authorized professionals
    - › horizontally laid pins for picking-proof
    - › disc-driving system to operate bolts all the way with max stability
  - specify the direction when ordering



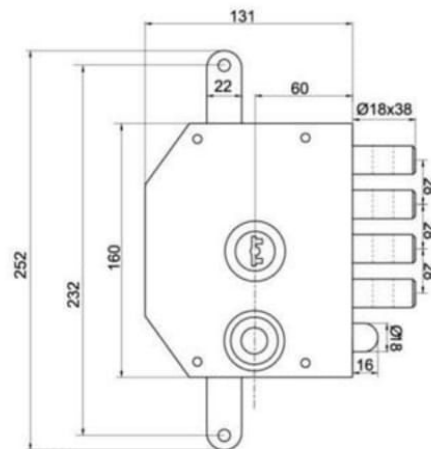



# Rim Locks

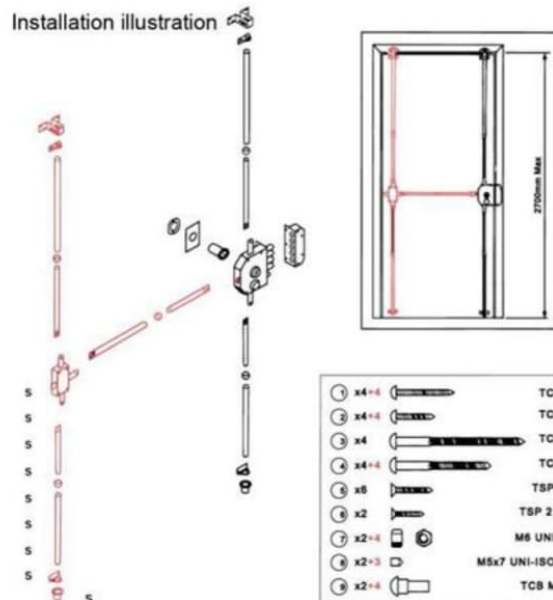
Series 1088

## 1088

- available backset: 60mm
  - interior cylinder: zamak with brass shield
  - exterior cylinder: zamak with steel tube protector
  - latch: steel, CP
  - deadbolt: 4 steel round bolts
  - button: brass
- mechanism for multipoint use, 3 point or 5 point
  - 5 security keys in brass, 6(5) pin system
  - interior and exterior cylinders driven by key to operate both latch and bolts, button inside to move horizontally to operate the latch
  - "the security solution" features:
    - › heavy-duty lockcase and components
    - › special keyway with duplicating available only by the authorized professionals
    - › horizontally laid pins for picking-proof
    - › disc-driving system to operate bolts all the way with max stability
  - specify the direction when ordering



Installation illustration



# Electrical Rim Locks

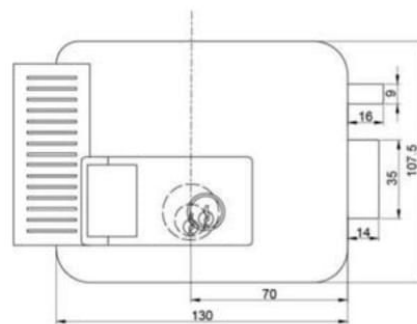
Series ERL



## ERL1

■ available backset:	70mm
■ interior cylinder:	brass
■ exterior cylinder:	brass + tube, Ø25x50mm
■ latch:	brass

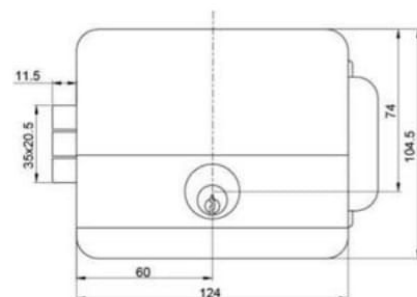
- for heavy duty doors
- 3 standard keys in brass
- supplied with installation manual providing more information
- specify the direction when ordering



## ERL2

■ available backset:	50, 60, 70mm
■ interior cylinder:	brass
■ exterior cylinder:	brass + tube, Ø25x50mm

- 3 standard keys in brass
- backset adjustable among 50, 60, 70mm by moving the exterior cylinder
- right-handed or left-handed adjustable before installation
- striker adjustable
- supplied with installation manual providing more information



# Electrical Rim Locks

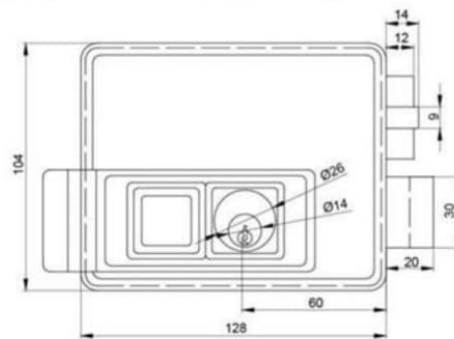
Series ERL



## ERL7

■ available backset:	60mm
■ interior cylinder:	brass
■ exterior cylinder:	brass + tube, Ø26x50mm
■ latch:	brass
■ deadbolt:	brass

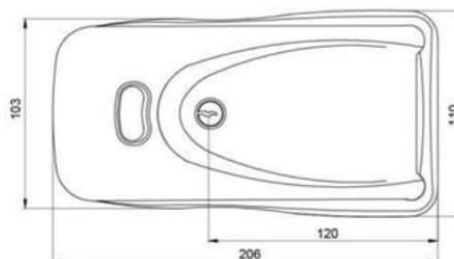
- for heavy duty doors
- 3 standard keys in brass
- supplied with installation manual providing more information
- specify the direction when ordering



## ERL8

■ available backset:	50, 60, 70, 80mm
■ exterior cylinder:	brass + tube, Ø25x50mm

- for heavy duty doors
- 8 standard keys in brass
- backset adjustable among 50, 60, 70, 80mm by moving the exterior cylinder
- right handed and left handed adjustable before installation
- striker adjustable
- supplied with installation manual providing more information



# Bolt Locks

Series Verrous



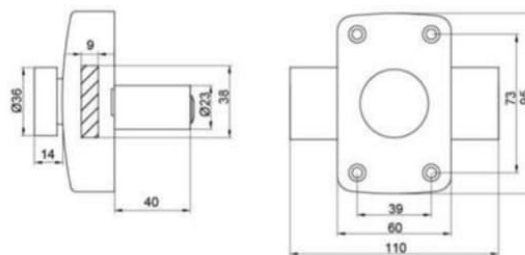
VB-01

VB-01S

## VB-01/VB-01S

- exterior cylinder: brass, Ø23x40mm or Ø23x45mm
- deadbolt: steel, CP, double-throw

- cylinder-button
- exterior cylinder options:
  - VB-01: 3 standard keys in brass, 5 pins ranged in max 7 heights
  - VB-01S: 5 security keys in brass, 6 pins ranged in max 6 heights
- supplied with escutcheon, fixing screws and installation template



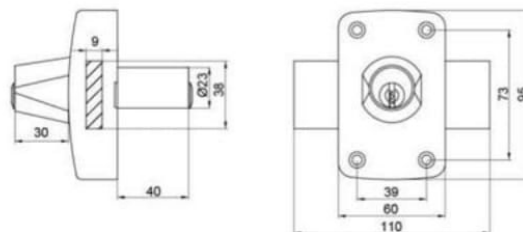
VD-01

VD-01S

## VD-01/VD-01S

- interior cylinder: brass, with zamak shield
- exterior cylinder: brass, Ø23x40mm or Ø23x45mm
- deadbolt: steel, CP, double-throw

- double-cylinder
- exterior cylinder options:
  - VD-01: 3 standard keys in brass, 5 pins ranged in max 7 heights
  - VD-01S: 5 security keys in brass, 6 pins ranged in max 6 heights
- supplied with escutcheon, fixing screws and installation template



color options:



brown

beige

black



# Bolt Locks

Series Verrous

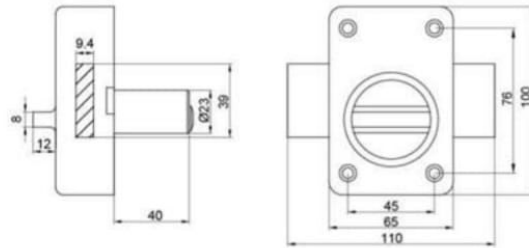


VB-02

VB-02S

## VB-02/VB-02S

- exterior cylinder: brass, Ø23x40mm or Ø23x45mm
- deadbolt: steel, CP, double-throw
- cylinder-button
- exterior cylinder options:
  - VB-02: 3 standard keys in brass, 5 pins ranged in max 7 heights
  - VB-02S: 5 security keys in brass, 6 pins ranged in max 6 heights
- deadbolt adjustable for asymmetric extension
- supplied with escutcheon, fixing screws and installation template

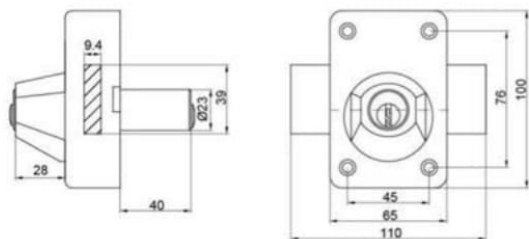


VD-02

VD-02S

## VD-02/VD-02S

- interior cylinder: brass, with zamak shield
- exterior cylinder: brass, Ø23x40mm or Ø23x45mm
- deadbolt: steel, CP, double-throw
- double-cylinder
- exterior cylinder options:
  - VD-02: 3 standard keys in brass, 5 pins ranged in max 7 heights
  - VD-02S: 5 security keys in brass, 6 pins ranged in max 6 heights
- deadbolt adjustable for asymmetric extension
- supplied with escutcheon, fixing screws and installation template



color options:



# Bolt Locks

Series Verrous

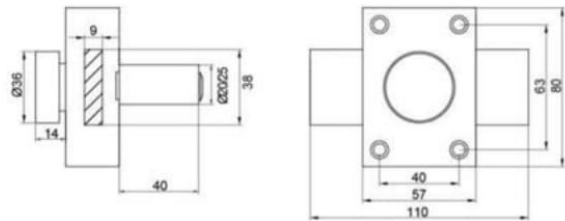


VB-03

VB-03S

## VB-03/VB-03S

- exterior cylinder: brass
- deadbolt: steel, CP, double-throw
- cylinder-button
- exterior cylinder options:
  - VB-03 : 3 standard keys in brass
    - option A - brass cylinder Ø20x40mm, 4 pins
    - option B - brass + tube cylinder Ø25x40mm, 5 pins
  - VB-03S: 5 security keys in brass , brass+ tube cylinder Ø25x40mm, 6 pins
- supplied with escutcheon, fixing screws

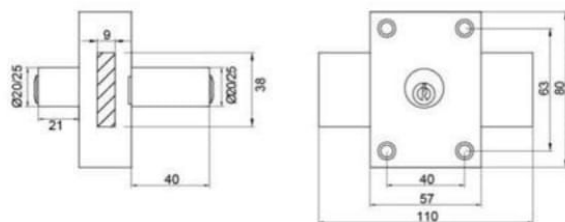


VD-03

VD-03S

## VD-03/VD-03S

- interior cylinder: brass
- exterior cylinder: brass
- deadbolt: steel, CP, double-throw
- double-cylinder
- exterior cylinder options:
  - VD-03 : 3 standard keys in brass
    - option A - brass cylinder Ø20x40mm, 4 pins
    - option B - brass + tube cylinder Ø25x40mm, 5 pins
  - VD-03S: 5 security brass keys, brass + tube cylinder Ø25x40mm, 6 pins
- supplied with escutcheon, fixing screws



color options:



# Bolt Locks

Series Verrous

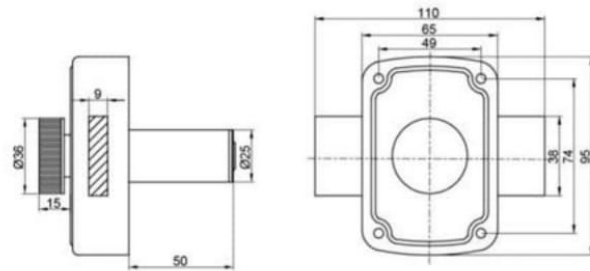


VB-05

VB-05S

## VB-05/VB-05S

- exterior cylinder: brass/zamak + steel tube,  $\varnothing 25 \times 50 \text{mm}$
- deadbolt: steel, ZP, double-throw
- cylinder-button
- exterior cylinder options:
  - VB-05: 3 standard keys in brass, 5 pins ranged in 5 heights
  - VB-05S: 5 security keys in brass, 5 pins ranged in 5 heights
- supplied with escutcheon, fixing screws

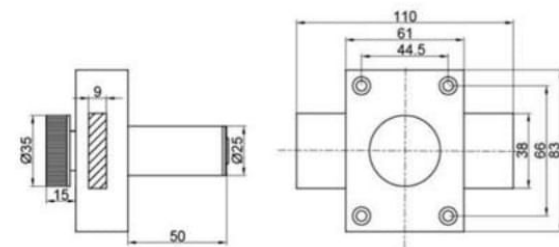


VB-06

VB-06S

## VB-06/VB-06S

- exterior cylinder: brass/zamak + steel tube,  $\varnothing 25 \times 50 \text{mm}$
- deadbolt: steel, ZP, double-throw
- cylinder-button
- exterior cylinder options:
  - VB-06: 3 standard keys in brass, 6 pins ranged in 5 heights
  - VB-06S: 5 security keys in brass, 6 pins ranged in 5 heights
- supplied with escutcheon, fixing screws



color options:



# Bolt Locks

Series Verrous

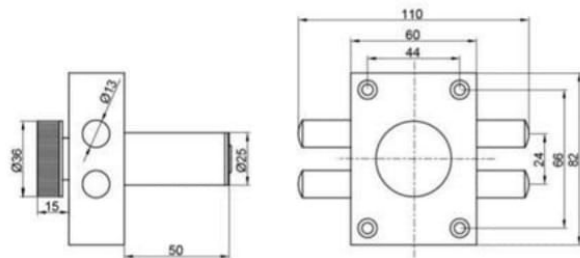


VB-07

VB-07S

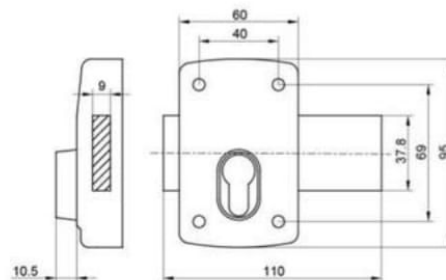
## VB-07/VB-07S

- exterior cylinder: brass/zamak + steel tube,  $\varnothing 25 \times 50 \text{mm}$
- deadbolt: 2 steel round bolts, NP, double-throw
- cylinder-button
- exterior cylinder options:
  - VB-07: 3 standard keys in brass, 5 pins ranged in 5 heights
  - VB-07S: 5 security keys in brass, 5 pins ranged in 5 heights
- supplied with escutcheon, fixing screws



## 228

- deadbolt: zamak, CP, double-throw
- verrou with cylinder replaceable
- for Euro profile cylinders with 15mm radius cam



color options:





# Bolt Locks

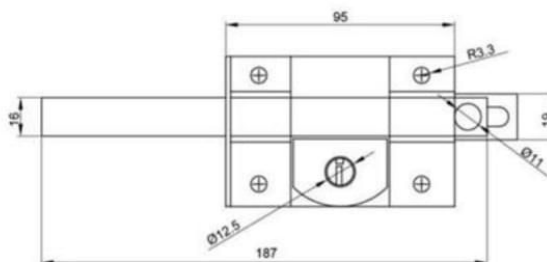
Series Cerrojos MEX



## 5800

- interior cylinder: brass rotor with zamak shield
- exterior cylinder: Ø21x41.5mm, 5 pins
- bolt: brass rotor with zamak body
- steel bar 16x19x187mm

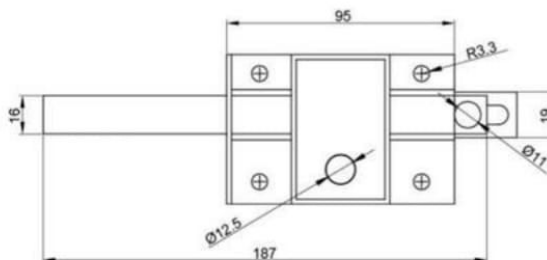
- fija or libre type
- 2 standard keys in brass
- steel bar with a knob which also serves as security button to deadlock the latch
- gear-mechanism engaged all the way to drive the bolt with perfect stability
- supplied with a piece of escutcheon
- specify the direction when ordering



## 5900

- interior cylinder: brass rotor with zamak shield
- exterior cylinder: brass rotor with zamak body, length 41.5mm
- bolt: steel bar 16x19x187mm

- fija or libre type
- 2 cross keys in steel
- steel bar with a knob which also serves as security button to deadlock the latch
- gear-mechanism engaged all the way to drive the bolt with perfect stability
- supplied with a piece of escutcheon
- specify the direction when ordering



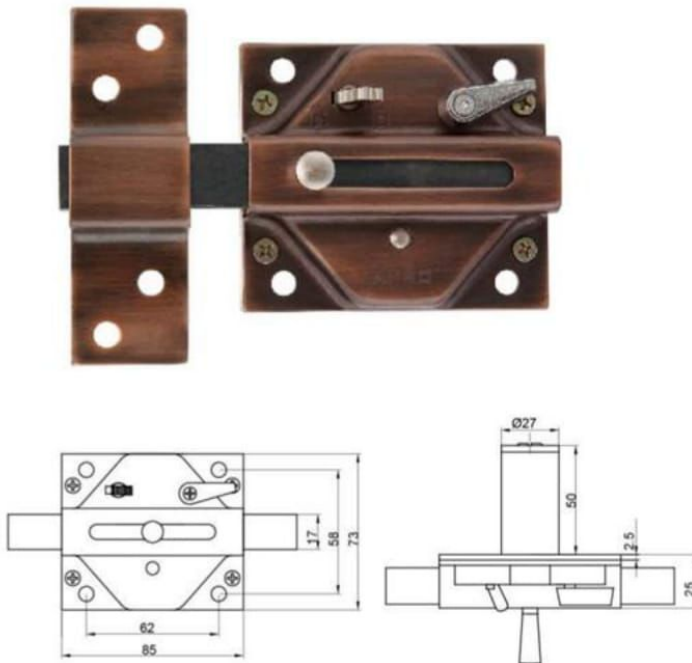
# Bolt Locks

Series Cerrojos ESP

## 7930CV

- interior: button to release the bolt
- exterior cylinder: brass,  $\varnothing 27 \times 50 \text{mm}$
- bolt: steel bar  $17 \times 17 \times 135 \text{mm}$  with a knob, 4-throw
- common finishing: BP, CP, AB

- cylinder - button
- 5 security keys in brass
- security switch to lock and unlock the bolt
- supplied with zamak escutcheon and square-headed fixing screws



# Bolt Locks

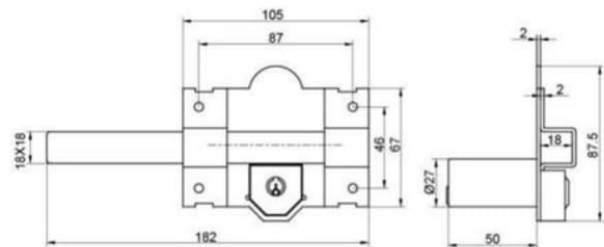
Series Cerrojos ESP



## CS182LL

- interior cylinder: brass
- exterior cylinder: brass, Ø27x50mm or 70mm, 7 pins or 9 pins
- bolt: steel bar 18x18x182mm
- common finishing: Black, Grey, BP, CP

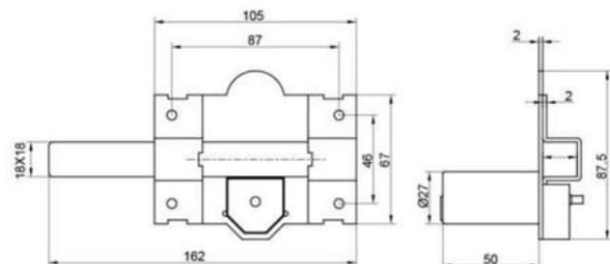
- key - key
- 3 standard keys in brass
- gear-mechanism engaged all the way to drive the bolt with perfect stability
- supplied with escutcheon and square-headed fixing screws



## CS160LR

- interior: button to release the bolt
- exterior cylinder: brass, Ø27x50mm or 70mm, 7 pins
- bolt: steel bar 18x18x162mm, with a knob
- common finishing: Black, Grey, BP, CP

- key - button
- 3 standard keys in brass
- gear-mechanism engaged all the way to drive the bolt with perfect stability
- supplied with escutcheon and square-headed fixing screws



# Bolt Locks

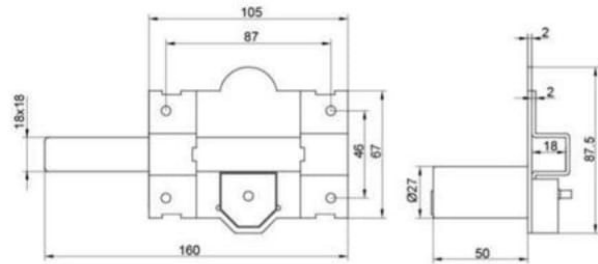
Series Cerrojos ESP



## CS160LR/KP

- interior: button to release the bolt
- exterior cylinder: brass, Ø27x50mm or 70mm, 7 pins
- bolt: steel bar 18x18x160mm with a knob
- common finishing: Black, Grey, BP, CP

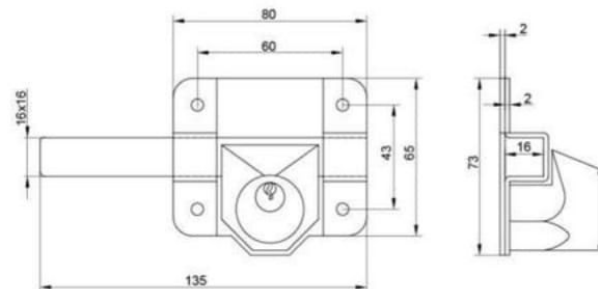
- key - button
- 5 security keys in brass
- gear-mechanism engaged all the way to drive the bolt with perfect stability
- supplied with escutcheon and square-headed fixing screws



## CS140L

- interior cylinder: brass, with zamak shield
- exterior: plain
- bolt: steel bar 16x16x135mm
- common finishing: Black, Grey, BP, CP

- one side key only
- 3 standard keys in brass
- gear-mechanism engaged all the way to drive the bolt with perfect stability
- supplied with escutcheon and square-headed fixing screws





# Bolt Locks

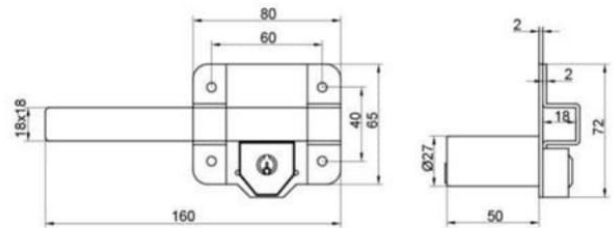
Series Cerrojos ESP



## CS160LL/90

- interior cylinder: brass
- exterior cylinder: brass, Ø27x50mm or 70mm, 7 pins or 9 pins
- bolt: steel bar 18x18x160mm
- common finishing: Black, Grey, BP, CP

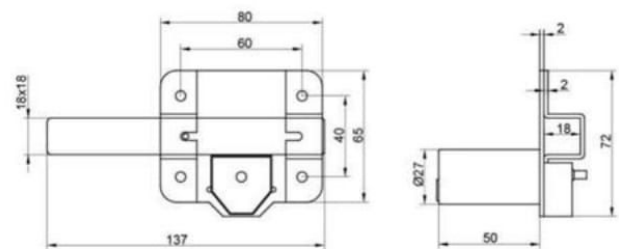
- key - key
- 3 standard keys in brass
- gear-mechanism engaged all the way to drive the bolt with perfect stability
- supplied with escutcheon and square-headed fixing screws



## CS137LR/90

- interior: button to release the bolt
- exterior cylinder: brass, Ø27x50mm or 70mm, 7 pins
- bolt: steel bar 18x18x137mm with a knob
- common finishing: Black, Grey, BP, CP

- key - button
- 3 standard keys in brass
- gear-mechanism engaged all the way to drive the bolt with perfect stability
- supplied with escutcheon and square-headed fixing screws



# Bolt Locks

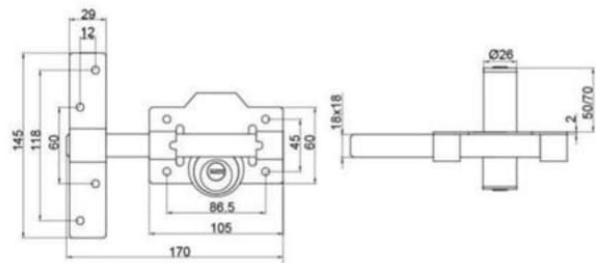
Series Cerrojos ESP



## CS186LL/KP

- interior cylinder: brass
- exterior cylinder: brass + tube, Ø26x50mm or 70mm, 6 pins
- bolt: steel bar 18x18x170mm
- common finishing: Black, Grey, BP, CP

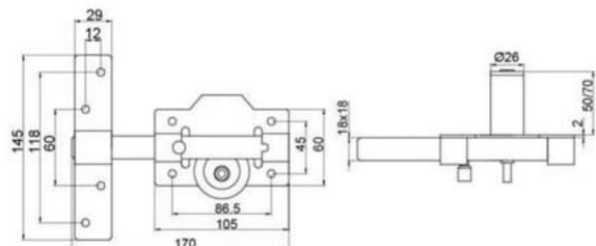
- key - key
- 5 security keys in brass
- gear-mechanism engaged all the way to drive the bolt with perfect stability
- supplied with escutcheon and square-headed fixing screws



## CS164LR/KP

- interior: button to release the bolt
- exterior cylinder: brass + tube, Ø26x50mm or 70mm, 6 pins
- bolt: steel bar 18x18x170mm with a knob
- common finishing: Black, Grey, BP, CP

- key - button
- 5 security keys in brass
- gear-mechanism engaged all the way to drive the bolt with perfect stability
- supplied with escutcheon and square-headed fixing screws



# Bolt Locks

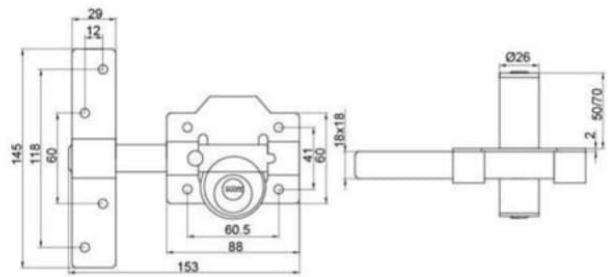
Series Cerrojos ESP



## CS184LL/KP

- interior cylinder: brass
- exterior cylinder: brass + tube, Ø26x50mm or 70mm, 6 pins
- bolt: steel bar 18x18x153mm
- common finishing: Black, Grey, BP, CP

- key - key
- 5 security keys in brass
- gear-mechanism engaged all the way to drive the bolt with perfect stability
- supplied with escutcheon and square-headed fixing screws



## CS162LR/KP

- interior: button to release the bolt
- exterior cylinder: brass + tube, Ø26x50mm or 70mm, 6 pins
- bolt: steel bar 18x18x153mm with a knob
- common finishing: Black, Grey, BP, CP

- key - button
- 5 security keys in brass
- gear-mechanism engaged all the way to drive the bolt with perfect stability
- supplied with escutcheon and square-headed fixing screws

